



GEZE ACTUATION DEVICES AND SENSOR SYSTEMS
PERFECTLY CONTROLLED AUTOMATIC DOOR DRIVES



TABLE OF CONTENTS

GEZE Radar movement detector GC 302	4
GEZE Radar movement detector GC 304	6
GEZE Combined detector GC 362	8
GEZE Combined detector GC 362 C	10
GEZE Combined detector Jupiter	12
GEZE Sensor Kit	14
GEZE Active infrared light curtain GC 333	18
GEZE Active infrared light curtain GC 333 C	20
GEZE Active infrared light curtain Presence S	22
GEZE Ultrasonic sensor and control unit	24
GEZE Sensor strip GC 334	26
GEZE Sensor strip GC 335	28
GEZE Safety light curtain GZ 470 V / GZ 472 V	30
GEZE Active infrared sensor AIR 12 Cleanscan	32
GEZE Active infrared detector AIR 20-Var	34
GEZE Active infrared detector AIR 30	36
GEZE Activation detectors	38
GEZE Programme switches	40
GEZE Radio programme	42
GEZE Key switch buttons	46
GEZE Safety switches / buttons	48
GEZE Smoke switches / control centres	50
GEZE Miscellaneous	52
GEZE References	54

GEZE Radar movement detector GC 302

Radar movement detector GC 302 R with electronically adjustable double field for the activation of automatic doors and radar movement detector GC 302 SV additionally with integrated self-monitoring for the use in escape and rescue routes






PRODUCT FEATURES

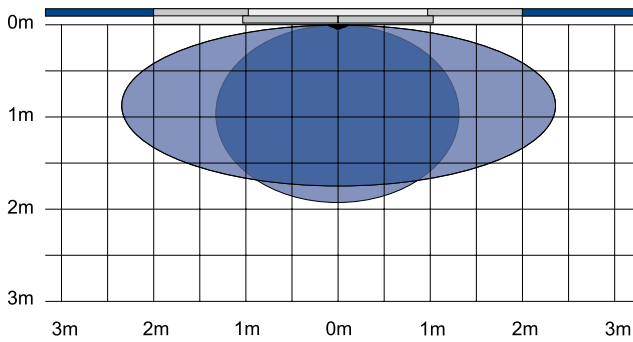
- Preprogrammed comfort settings for rapid start-up
- Automatic configuration using keys or remote control
- Reliable detection with clearly limitable radar field
- Energy saving due to person movement direction detection
- Avoidance of unwanted door openings due to ignoring of cross-traffic
- SMD+ as new detection field for movements < 5 cm/s
- Universal usability for inside and outside areas
- Model GC 302 SV: Maximum safety due to the integrated self-monitoring

APPLICATION RANGE

- Activation of automatic swing, sliding, folding, revolving and curved sliding doors
- Use on pavements and in passages so that passing persons do not activate opening impulse
- Use in homes for the elderly and handicapped people's homes so that even very slow-moving people and wheelchair users are safely identified
- Model SV: For the use in escape and rescue routes

ORDERING INFORMATION

Description	Finish	ID no.
Radar movement detector GEZE GC 302 R	black RAL colour	124087 124088
Radar movement detector GEZE GC 302 SV	black RAL colour	124089 124090
Remote control		099575
Ceiling fitting set		115384
Rain cover		115339

**DETECTION AREA****Narrow field (1):**

- Min. 0.7 x 0.6 m (W x D)
- Max. 2.7 x 1.9 m (W x D)

Wide field (2):

- Min. 1.1 x 0.6 m (W x D)
- Max. 4.7 x 1.7 m (W x D)

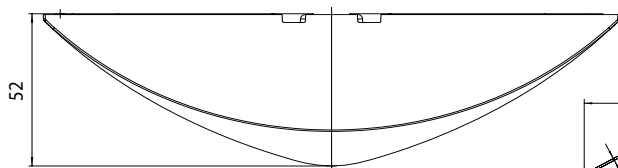
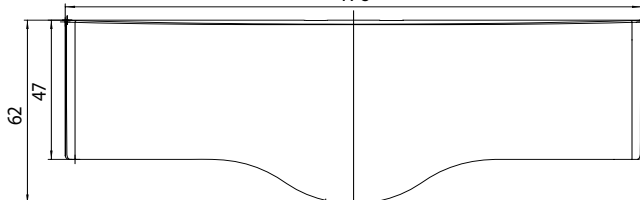
Stated values measured at fitting height 2.2 m and angle of inclination 35°

TECHNICAL SPECIFICATIONS

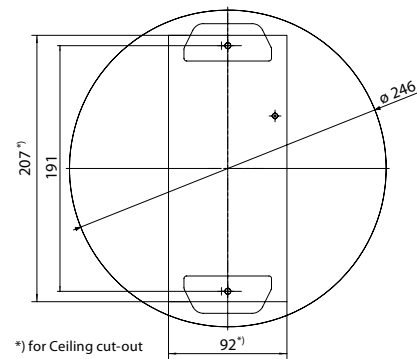
Technology	Electromagnetic radar waves
Transmission frequency	24.125 GHz
Operating voltage	12 - 36 V DC/12 - 28 V AC
Operating current	approx. 50 mA at 24 V DC
Output GC 302 R	Potential-free relay output 48 V AC/DC 0.5 A AC/1 A DC 60 VA/30 W
Output GC 302 SV	Voltage output < 10 V DC 10 mA at 3.2 V DC • Output voltage available: no detection/no error • Output voltage < 3 V DC or no current: detection or error
Connection type	Plug screw terminal
Dimensions	176 x 62 x 54 mm (W x H x D)
Fitting height	max. 4 m
Connection cable	5 m
Weight	150 g
Protection class	IP 54
Operating temperature	-20 °C to +60 °C
Humidity	< 90 % relative, non-condensing
Certification	Type examination-tested to DIN 18650 CE 0682 (!)

APPLICATION EXAMPLE**SCALE DRAWINGS**

Radar movement detector GC 302 176

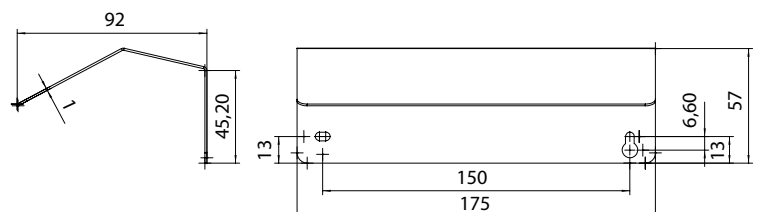


Ceiling fitting set for GC 302



*) for Ceiling cut-out

Rain cover for GC 302



GEZE Radar movement detector GC 304

Radar movement detector GC 304 R with individual adjustment for the activation of automatic doors and radar movement detector GC 304 SF additionally with integrated self-monitoring for the use in escape and rescue routes






PRODUCT FEATURES

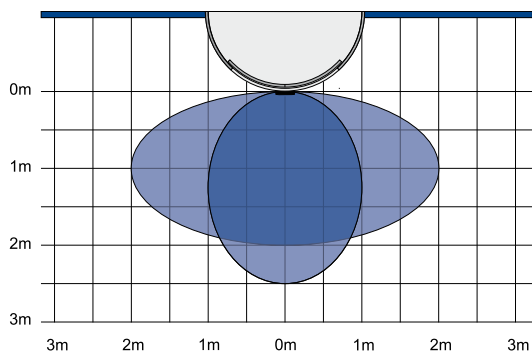
- Automatic configuration using keys or remote control
- Reliable detection with clearly limitable radar field
- High stability of the detection even in the fragile environment e.g. with reflective ground, floor mat etc.
- Fine tuning with different grading of insensitivity depending on the difficult environmental conditions e.g. in draught-lobbies, with curved sliding doors, metal environments etc.
- Energy saving due to person movement direction detection
- Reliable identification of even very slow-moving people due to the motion tracking feature
- Universal usability for inside and outside areas
- Model GC 304 SF: Maximum safety due to the integrated self-monitoring

APPLICATION RANGE

- Activation of automatic swing, sliding, folding, revolving and curved sliding doors
- Use on pavements and in passages so that passing persons do not activate opening impulse
- Use in homes for the elderly and handicapped people's homes so that even very slow-moving people and wheelchair users are safely identified
- Model SF: For the use in escape and rescue routes

ORDERING INFORMATION

Description	Finish	ID no.
Radar movement detector GEZE GC 304 R	black	130651
Radar movement detector GEZE GC 304 SF	black	130652
Remote control		100061
Ceiling fitting set		130653
Rain cover		130654

**DETECTION AREA****Narrow field (1):**

- Min. 0.5 x 0.75 m (W x D)
- Max. 2.0 x 2.5 m (W x D)

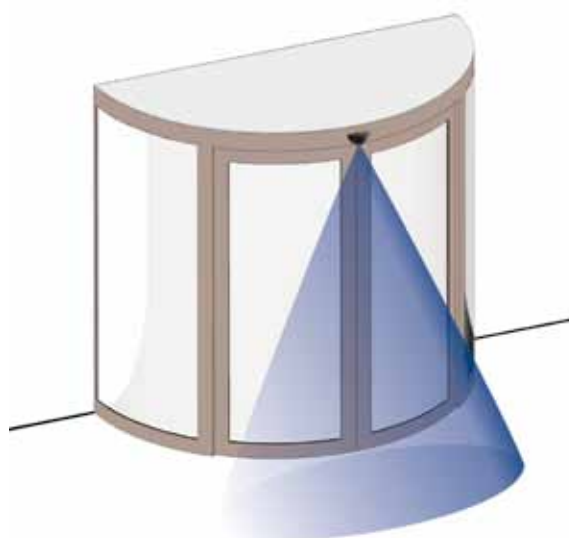
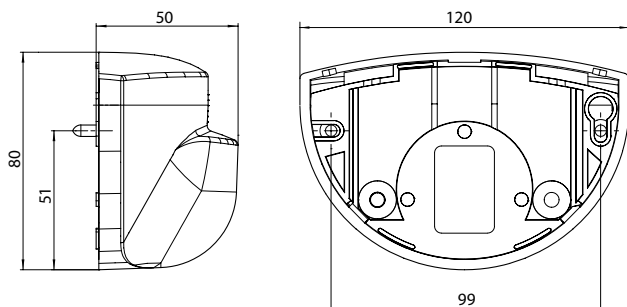
Wide field (2):

- Min. 1.0 x 0.5 m (W x D)
- Max. 4.0 x 2.0 m (W x D)

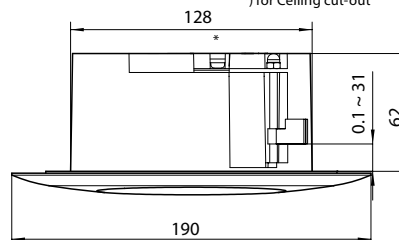
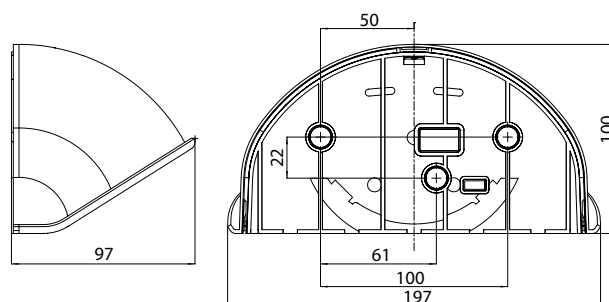
Stated values measured at fitting height 2.2 m

TECHNICAL SPECIFICATIONS

Technology	Electromagnetic radar waves
Transmission frequency GC 304 R	24.175 GHz
Transmission frequency GC 304 SF	24.150 GHz
Operating voltage	12 - 24 V DC/AC
Operating current	approx. 85 mA at 24 V DC
Output GC 304 R	Potential-free relay output
	42 V AC/60 V DC
	1 A
Output GC 304 SF	60 VA/30 W
	Frequency output
	Transistor ON: 100 mA
	Transistor OFF: <200 µA
Connection type	System connectors
Dimensions	120 x 80 x 50 mm (W x H x D)
Fitting height	max. 4 m (special variant up to 5 m)
Connection cable	5 m
Weight	215 g
Protection class	IP 54
Operating temperature	-20 °C to +55 °C
Humidity	< 90 % relative, non-condensing
Certification	Type examination-tested to DIN 18650

APPLICATION EXAMPLE**SCALE DRAWINGS****Radars movement detector GC 304****Ceiling fitting set for GC 304**

*) for Ceiling cut-out

**Rain cover for GC 304**

GEZE Combined detector GC 362

Combined detector GC 362 R with light curtain for the combined activation and safeguarding of automatic sliding doors and GC 362 SF additionally with continuous self-monitoring for the use in escape and rescue routes in accordance with DIN 18650



PRODUCT FEATURES

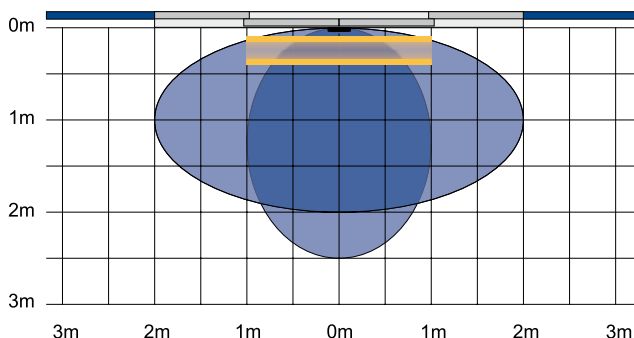
- Quick and easy fitting using combined activation and safeguarding in one device
- Individual fixing possibilities using wall, ceiling or integrated ceiling fitting
- Rapid and simple start-up using remote control
- Reliable activation with direction detection
- Dual light curtain for increased safety
- Excellent detection stability in sensitive environments e.g. with reflective floors, high-frequency lighting, etc.
- Universal usability for inside and outside areas
- Model GC 362 SF: Maximum safety due to the continuous self-monitoring

APPLICATION RANGE

- Activation and safeguarding of automatic sliding doors in accordance with DIN 18650
- Model SF: For the use in escape and rescue routes

ORDERING INFORMATION

Description	Finish	ID no.
Combined detector GEZE GC 362 R	black RAL colour	112753 130527
Combined detector GEZE GC 362 SF	black RAL colour	127091 130526
Spotfinder		112321
Remote control		100061
Ceiling fixing bracket		115534
Ceiling fitting set: black edging		115533
white edging		115152
Rain cover		126830
Semi arch adaptor		136405



DETECTION AREA

Combined detector

- Narrow field (1): 2.0 x 2.5 m (W x D)
- Wide field (2): 4.0 x 2.0 m (W x D)

Active infrared light curtain

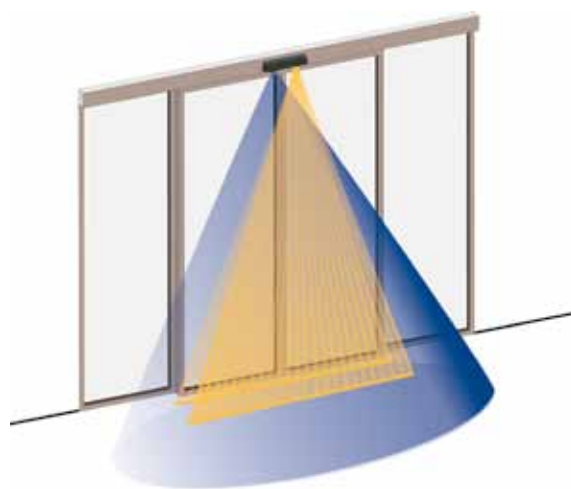
- Narrow field (1): 1.0 x 0.35 m (W x D)
- Wide field (2): 2.0 x 0.35 m (W x D)

Stated values measured at fitting height 2.2 m


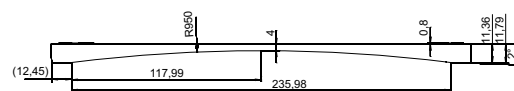
TECHNICAL SPECIFICATIONS

Technology	Electromagnetic radar waves/ active infrared beams
Operating voltage	12 -24 V DC/AC
Operating current	approx. 125 mA at 24 V DC
Output Radar GC 362 R	Relay (potential-free contact) max. switching voltage: 42 V DC max. output current: 1 A
Output Radar GC 362 SF	Transistor (Optocoupler, potential-free) max. switching voltage: 42 V DC max. output current: 100 mA
Output light curtain	Electric relay max. switching voltage: 42 V DC max. output current: 100 mA
Connection type	System plug
Dimensions	262 x 55 x 44 mm (W x H x D)
Fitting height	1.8 - 4 m
Connection cable	2.6 m
Protection class	IP 54
Operating temperature	-25 °C to +55 °C
Humidity	< 90 % relative, non-condensing
Certification GC 362 R	R&TTE 1999/5/EG; EMC 2004/108/EG; MD 2006/42/EG; EN ISO 13849-1: 2008 Performance Level C CAT 2; EN 12978
Certification GC 362 SF	R&TTE 1999/5/EG; EMC 2004/108/EG; MD 2006/42/EG; EN ISO 13849-1: 2008 Performance Level D CAT 2; EN 12978

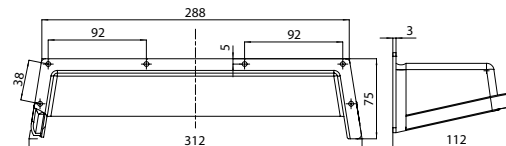
APPLICATION EXAMPLE



Semi arch adaptor for GC 362



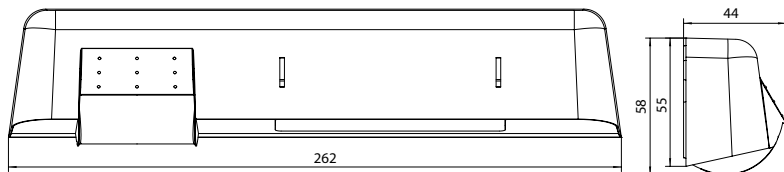
Rain cover for GC 362



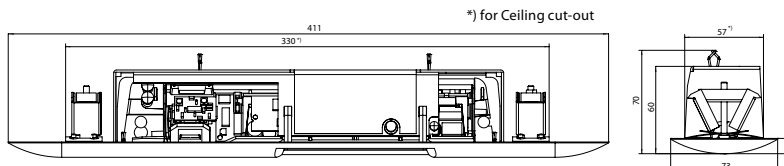
Ceiling fixing bracket for GC 362

SCALE DRAWINGS

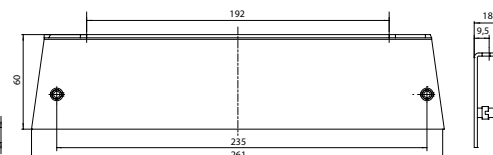
Combined detector GC 362



Ceiling fitting set for GC 362



*) for Ceiling cut-out



GEZE Combined detector GC 362 C

Combined detector GC 362 C with light curtain for the combined activation and safeguarding of automatic sliding doors







PRODUCT FEATURES

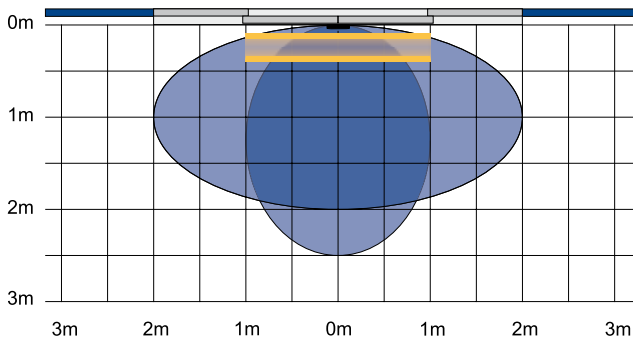
- Quick and easy fitting using combined activation and safeguarding in one device
- Individual fixing possibilities using wall, ceiling or integrated ceiling fitting
- Rapid and simple start-up using buttons
- Reliable activation with direction detection
- Dual light curtain for increased safety
- Excellent detection stability in sensitive environments dynamically increase the immunity to interference e.g. with reflective floors, high-frequency lighting, etc.
- Universal usability for inside and outside areas or pavement traffic with preset comfort functions

APPLICATION RANGE

- Activation and safeguarding of automatic sliding doors

ORDERING INFORMATION

Description	Finish	ID no.
Combined detector GEZE GC 362 C	black	136709
	RAL colour	136710
Spotfinder		112321
Ceiling fixing bracket		115534
Ceiling fitting set: black edging		115533
		white edging
Rain cover		126830
Sliding door sensor kit: Radar movement detector GC 304 C plus combined detector GC 362 C	black	136760
	RAL colour	136771

**DETECTION AREA****Combined detector**

- Narrow field (1): 2,0 x 2,5 m (W x D)
- Wide field (2): 4,0 x 2,0 m (W x D)


Active infrared light curtain

- Narrow field (1): 1,0 x 0,35 m (W x D)
- Wide field (2): 2,0 x 0,35 m (W x D)

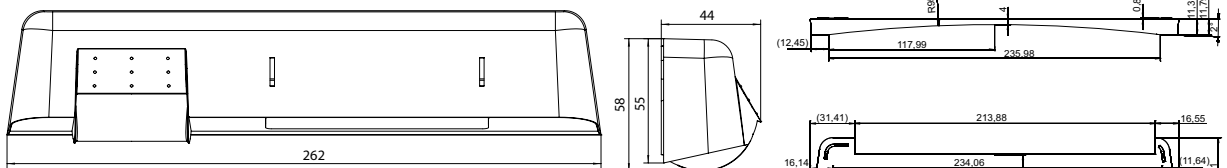
Stated values measured at fitting height 2,2 m

TECHNICAL SPECIFICATIONS

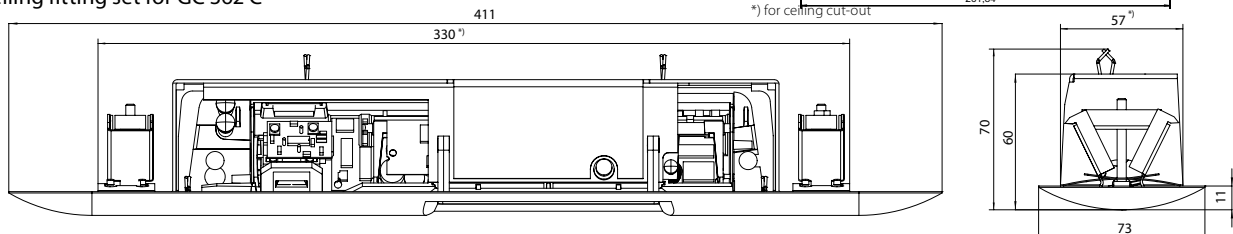
Technology	Electromagnetic radar waves/active infrared beams
Operating voltage	12 -24 V DC/AC
Operating current	approx. 125 mA at 24 V DC
Output	Potential-free relay output
	42 V AC / 60 V DC
Connection type	1A
	60 VA / 30 W
Connection type	System plug
Dimensions	262 x 55 x 44 mm (W x H x D)
Fitting height	max. 4 m
Connection cable	5 m
Protection class	IP 54
Operating temperature	-25 °C to +55 °C
Humidity	0 - 90 % relative, non-condensing
Certification	CE to EMC guidelines 89/336 EEC

APPLICATION EXAMPLE**SCALE DRAWINGS**


Combined detector GC 362 C



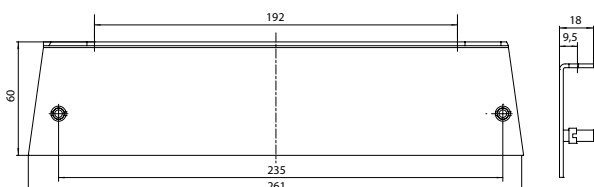
Ceiling fitting set for GC 362 C



Rain cover for GC 362 C



Ceiling bracket for GC 362 C



GEZE Combined detector Jupiter

Combined detector Jupiter R with light curtain for the combined activation and safeguarding of automatic sliding doors and Jupiter SV additionally with continuous self-monitoring for the use in escape and rescue routes in accordance with DIN 18650



PRODUCT FEATURES

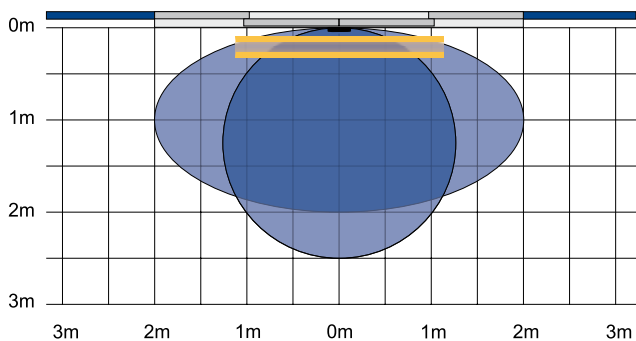
- Quick and easy fitting using combined activation and safeguarding in one device
- Individual fixing possibilities using wall, ceiling or integrated ceiling fitting
- Rapid and simple start-up using remote control
- Reliable activation with direction detection and ignoring of cross traffic
- Detection of slow movements thanks to Slow Motion Detection
- Individual configuration of safeguarding field possible
- Universal usability for inside and outside areas
- Model Jupiter SV: Maximum safety due to the continuous self-monitoring

APPLICATION RANGE

- Activation and safeguarding of automatic sliding doors in accordance with DIN 18650
- Model SV: For the use in escape and rescue routes

ORDERING INFORMATION

Description	Finish	ID no.
Combined detector GEZE Jupiter R	black	118603
Combined detector GEZE Jupiter SV	black	118604
Remote control		099575
Ceiling fixing bracket		119333
Ceiling fitting set white edging		119334
Rain cover		119335



DETECTION AREA

Combined detector

- Narrow field (1): 2.5 x 2.5 m (W x D)
- Wide field (2): 4.0 x 2.0 m (W x D)

Active infrared light curtain

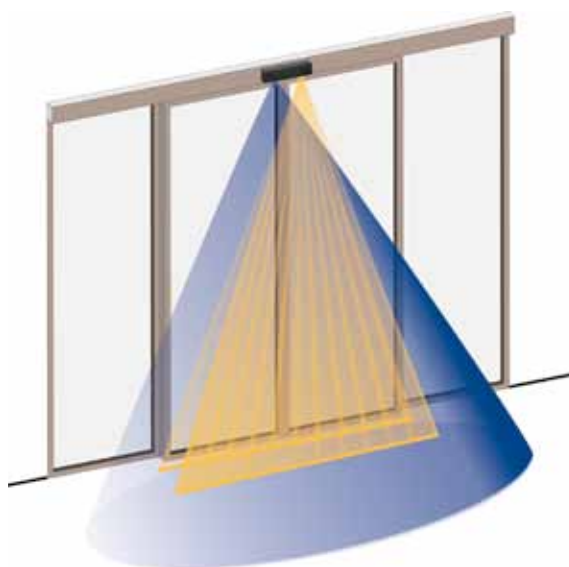
- Narrow field (1): 0.4 x 0.1 m (W x D)
- Wide field (2): 2.3 x 0.2 m (W x D)

Stated values measured at fitting height of 2.2 m

TECHNICAL SPECIFICATIONS

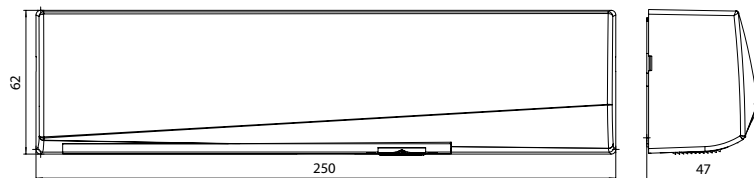
Technology	Electromagnetic radar waves and active infrared beams
Operating voltage	12 - 36 V DC
Operating current	approx. 200 mA at 24 V DC
Output Radar Jupiter R	Potential-free relay output 48 V AC/DC 05, A AC/1 A DC 60 VA/30 W
Output Radar Jupiter SV	Transistor output < 10 V DC < 10 mA at 3.2 V DC
Output Active infrared control light curtain	PNP-/NPN-transistor output < 40 V DC < 100 mA
Connection type	System plug
Dimensions	250 x 62 x 47 mm (W x H x D)
Fitting height	max. 3 m
Connection cable	3 m
Protection class	IP 54
Operating temperature	-20 °C to +60 °C
Humidity	< 90 % relative, non-condensing
Certification	CE to EMC guidelines 89/336 EEC

APPLICATION EXAMPLE

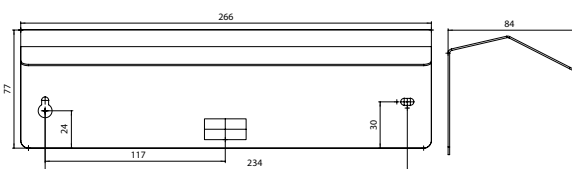


SCALE DRAWINGS

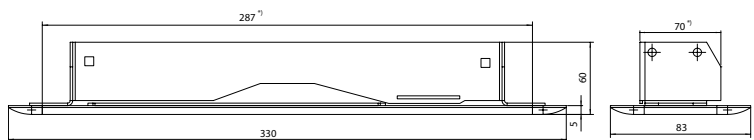
Combined detector Jupiter



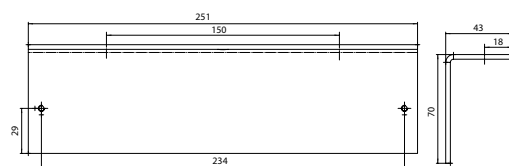
Rain cover for Jupiter



Ceiling fitting set for Jupiter



Ceiling fixing bracket for Jupiter



GEZE Sensor Kit

Sliding door sensor kit for countries without DIN 18650 regulations



PRODUCT FEATURES

The new sliding door sensor kit contains:

1x radar movement detector GC 304 C for outside activation via KA:

- Movement direction detection for energy savings
- Motion tracking feature for detection of slow moving people
- Immunity modes to reduce disturbances of e.g. vibrations or rain
- Setting with DIP switches without remote control possible
- Radar field size adjustable with potentiometer

1x combined detector GC 362 C for inside activation and safeguarding via KI and SIS:

- Radar movement detector with movement direction detection
- Double 3D-light curtain for the complete opening width
- Two prism for different mounting heights
- No self monitoring according to DIN 18650
- Initialization and setting with push buttons – no remote control necessary

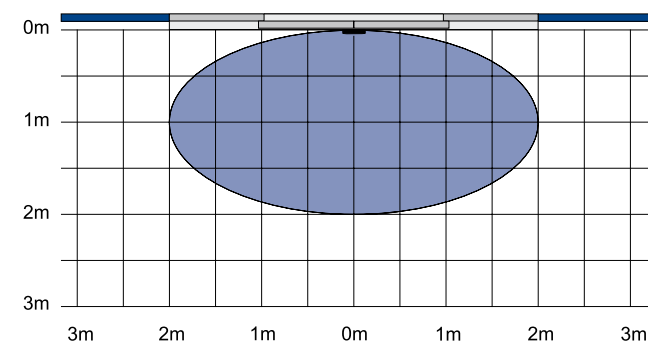
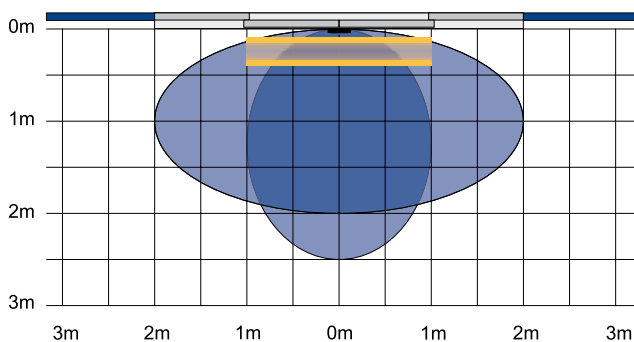
2x connection cables L=5000 mm to connect the sensors via system plug to the DCU1 door control unit.

APPLICATION RANGE

- Activation and safeguarding of automatic sliding doors without DIN 18650 regulations

ORDERING INFORMATION

Description	Finish	ID no.
Combined detector	black	136709
GEZE GC 362 C	RAL colour	136710
Radar movement detector	black	136707
GEZE GC 304 C	RAL colour	136708
Spotfinder		112321
Remote control		100061
Ceiling fixing bracket:		
GC 362 C		115534
GC 304 C		137053
Ceiling fitting set:		
black edging		115533
white edging		115532
Rain cover		126830
Sliding door sensor kit:		
Radar movement detector GC 304 C	black	136760
plus combined detector GC 362 C	RAL colour	136771



DETECTION AREA

Combined detector GC 362 C

Radar field

- Narrow field (1): 2,0 x 2,5 m (W x D)
- Wide field (2): 4,0 x 2,0 m (W x D)

Infrared field

- Narrow field (1): 1,0 x 0,35 m (W x D)
- Wide field (2): 2,0 x 0,35 m (W x D)


Radar movement detector GC 304 C

Radar field

- Wide field: 1,0 x 0,35 m (W x D)

Stated values measured at fitting height 2,2 m

APPLICATION EXAMPLE



TECHNICAL SPECIFICATIONS

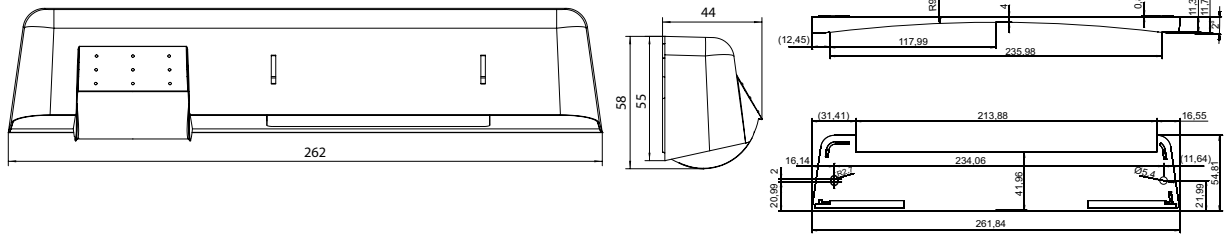
Technology	Electromagnetic radar waves/active infrared beams
Operating voltage	12 -24 V DC/AC
Operating current	approx. 125 mA at 24 V DC
Output Radar GC 362 C	Potential-free relay output 42 V AC / 60 V DC 1A 60 VA / 30 W
Connection type	System plug
Dimensions	262 x 55 x 44 mm (W x H x D)
Fitting height	max. 4 m
Connection cable	5 m
Protection class	IP 54
Operating temperature	-25 °C to +55 °C
Humidity	0 - 90 % relative, non-condensing
Certification	CE to EMC guidelines 89/336 EEC

TECHNICAL SPECIFICATIONS

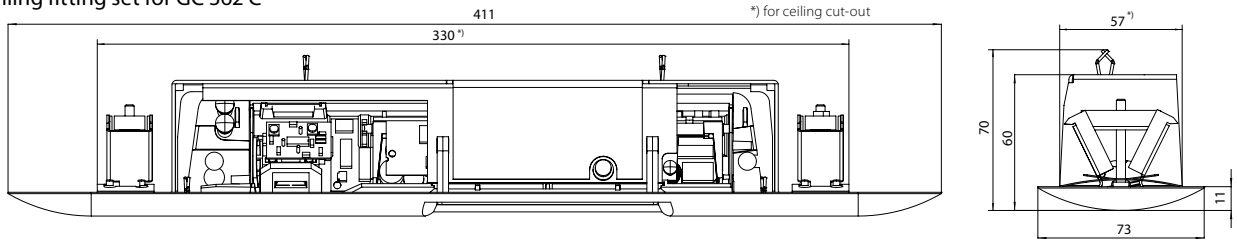
Technology	Electromagnetic radar waves
Transmitter frequency	24, 150 GHz
Operating voltage	12 -24 V DC/AC
Operating current	approx. 85 mA at 24 V DC
Output Radar GC 304 C	Potential-free relay output 42 V AC / 60 V DC 1A 60 VA / 30 W
Connection type	System plug
Dimensions	183 x 59 x 43 mm (W x H x D)
Fitting height	max. 4 m
Connection cable	5 m
Protection class	IP 54
Operating temperature	-20 °C to +55 °C
Humidity	0 - 90 % relative, non-condensing
Certification	CE to EMC guidelines 89/336 EEC

SCALE DRAWINGS

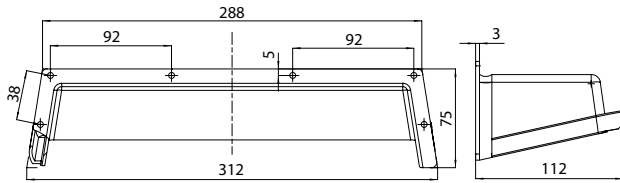
Combined detector GC 362 C



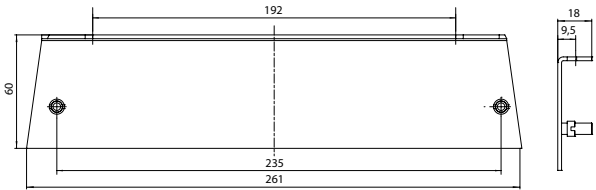
Ceiling fitting set for GC 362 C



Rain cover for GC 362 C

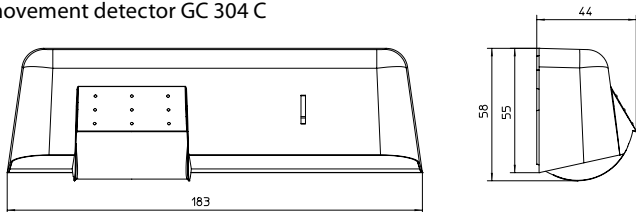


Ceiling bracket for GC 362 C

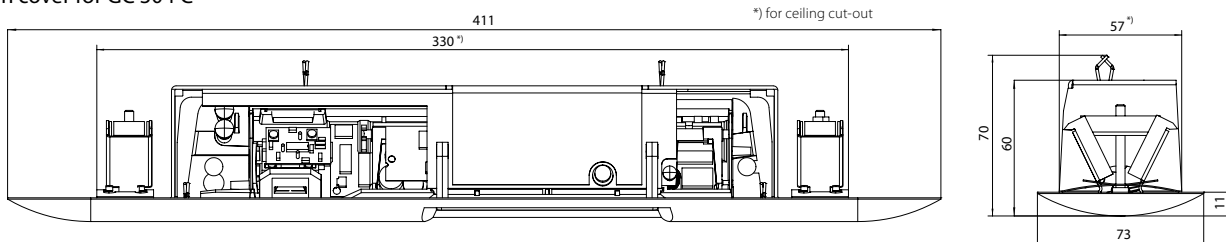


SCALE DRAWINGS

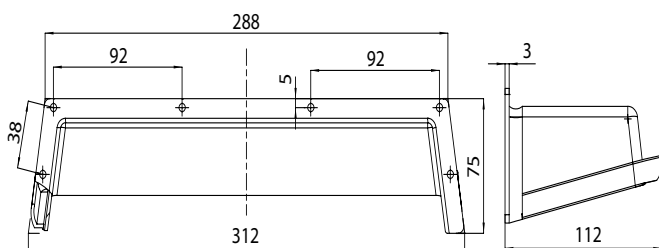
Radar movement detector GC 304 C



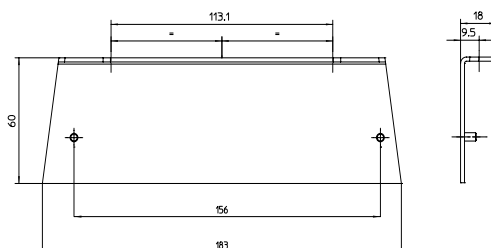
Rain cover for GC 304 C



Ceiling fitting set for GC 304 C



Ceiling bracket for GC 304 C



GEZE Active infrared light curtain GC 333

Self-monitoring light curtain for safeguarding and activation of automatic doors in accordance with DIN 18650









PRODUCT FEATURES

- Invisible and contactless-operating safety equipment
- Precise detection within sharply-limited and flexibly adjustable field sizes
- Identical fitting, configuration and design as for GC 362 combined detector
- Universal usability for inside and outside areas
- Individual application facilities as opening encoder or coverage sensor

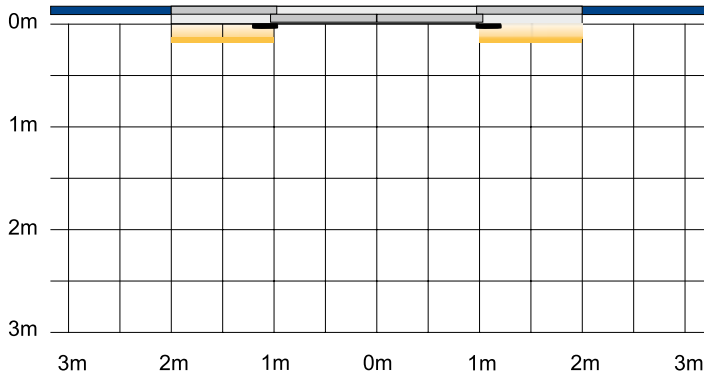
APPLICATION RANGE

- Activation and safeguarding of automatic sliding, folding, revolving and circular sliding doors in accordance with DIN 18650
- Use in secondary closing edge hazardous areas without protection leaf
- Use on pavements and in passages so that passing persons do not activate opening impulse

ORDERING INFORMATION

Description	Finish	ID no.
Active-infrared-Light Curtain GC 333	black to RAL	112755 130528
Spotfinder		112321
Remote control		100061
Ceiling fixing bracket		115534
Ceiling fitting set		115533
black edging		115532
white edging		
Rain cover		126830
Semi arch adaptor		136405

GEZE ACTUATION DEVICES / SENSOR SYSTEMS



DETECTION AREA

- Narrow field (1): 1.0 x 0.35 m (W x D)*
- Wide field (2): 2.0 x 0.35 m (W x D)*

Stated values measured at fitting height of 2.2 m

*The depth of detection area can be reduced from 0.35 to 0.10 m if only one light curtain is activated.

TECHNICAL SPECIFICATIONS

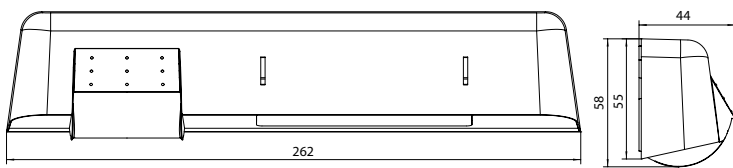
Technology	Active infrared beams
Operating voltage	12 - 24 V DC / AC
Operating current	approx. 125 mA at 24 V DC
Output	electric relay max. switching voltage: 42 V DC max. switching current: 100 mA
Connection type	System plug
Dimensions	262 x 55 x 44 mm (W x H x D)
Fitting height	max. 4 m
Connection cable	2.6 m
Protection class	IP 54
Operating temperature	-25 °C to +55 °C
Humidity	< 90 % relative, non-condensing
Certification	CE to EMC guidelines 89/336 EEC

APPLICATION EXAMPLE

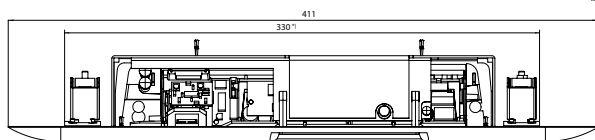


SCALE DRAWINGS

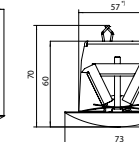
Active-infrared-Light Curtain GC 333



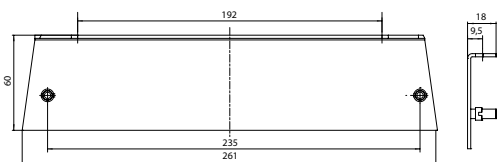
Ceiling fitting set for GC 333



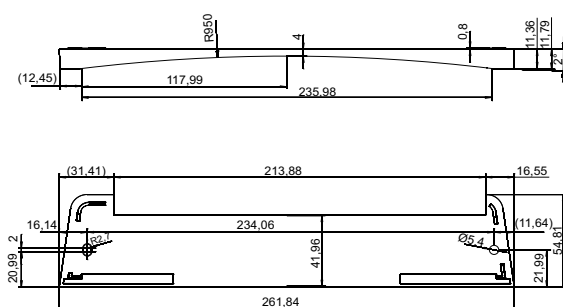
*) for ceiling cut-out



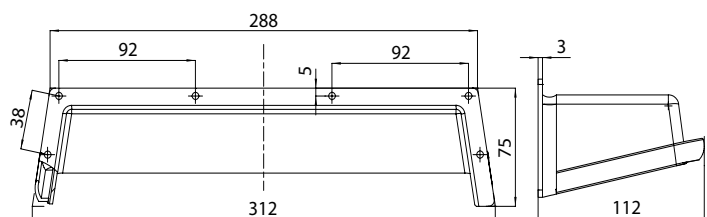
Ceiling fixing bracket for GC 333



Semi arch adaptor for GC 333



Rain cover for GC 333



GEZE Active infrared light curtain GC 333 C

Self-monitoring light curtain for post safeguarding in automatic revolving doors in accordance with DIN 18650




PRODUCT FEATURES

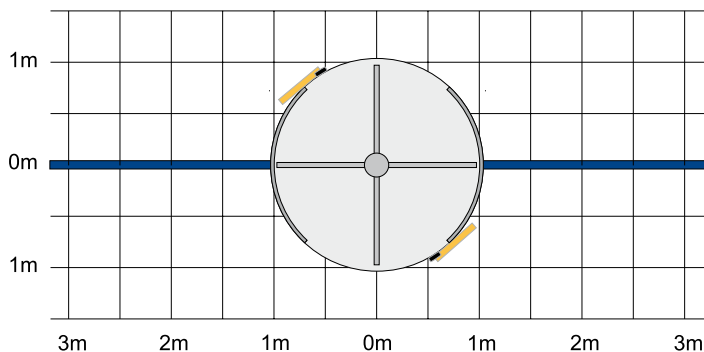
- Invisible and contactless-operating safety equipment
- Precise detection with 0.5 m detection field width
- Identical fitting and configuration as GC 362 combined detector
- Universal usability for inside and outside

APPLICATION RANGE

- Safeguarding of automatic revolving doors in accordance with DIN 18650
- Use in hazardous areas of revolving doors for post safeguarding

ORDERING INFORMATION

Description	Finish	ID no.
Active infrared light curtain GEZE GC 333 C	black	117093
Spotfinder		112321
Remote control		100061
Semi arch adaptor		136404



DETECTION AREA

- 0.5 x 0.35 m (W x D)*

Stated values measured at fitting height of 2.2 m

*The depth of detection area can be reduced from 0.35 to 0.10 m if only one light curtain is activated.

TECHNICAL SPECIFICATIONS


Technology	Active infrared beams
Operating voltage	12 - 24 V DC / AC
Operating current	approx. 125 mA at 24 V DC
Output	Electric relay max. switching voltage: 42 V DC max. switching current: 100 mA
Connection type	System plug
Dimensions	242 x 55 x 37 mm (W x H x D)
Fitting height	max. 3 m
Connection cable	2.5 m
Protection class	IP 54
Operating temperature	-25 °C to +55 °C
Humidity	< 90 % relative, non-condensing
Certification	CE to EMC guidelines 89/336 EEC

APPLICATION EXAMPLE

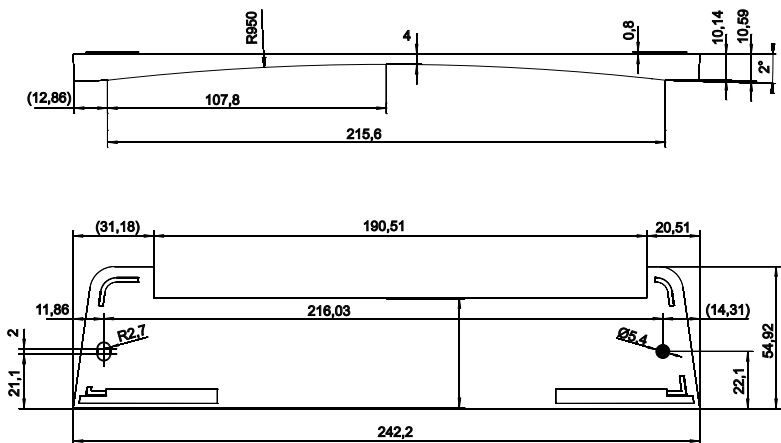


SCALE DRAWINGS

Active infrared light curtain GC 333 C



Semi arch adaptor for GC 333 C



GEZE Active infrared light curtain Presence S

Self-monitoring light curtain for safeguarding and activation of automatic doors in accordance with DIN 18650







PRODUCT FEATURES

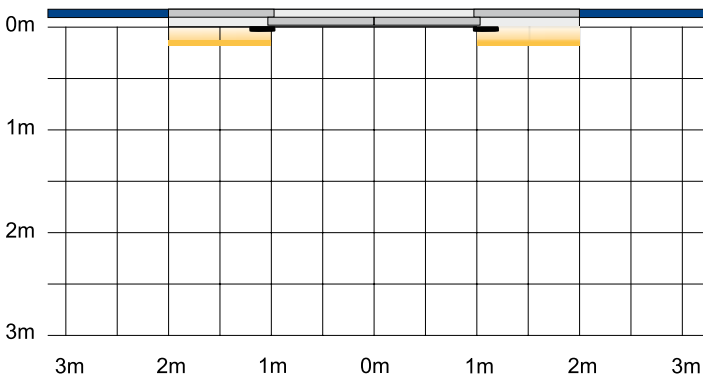
- Invisible and contactless-operating safety equipment
- Precise detection within sharply-limited and flexibly adjustable field sizes
- Identical fitting, configuration and design as for Jupiter combined detector
- Universal usability for inside and outside areas
- Individual application facilities as opening encoder or coverage sensor

APPLICATION RANGE

- Activation and safeguarding of automatic sliding, folding, revolving and circular sliding doors in accordance with DIN 18650
- Use in secondary closing edge hazardous areas without protection leaf
- Use on pavements and in passages so that passing persons do not activate opening

ORDERING INFORMATION

Description	Finish	ID no.
Active infrared light curtain GEZE Presence S	black	118605
Remote control		099575
Ceiling fixing bracket		119333
Ceiling fitting set white edging		119334
Rain cover		119335

**DETECTION AREA****Active infrared light curtain**

- Narrow field (1): 0.4 x 0.1 m (W x D)
- Wide field (2): 2.3 x 0.2 m (W x D)

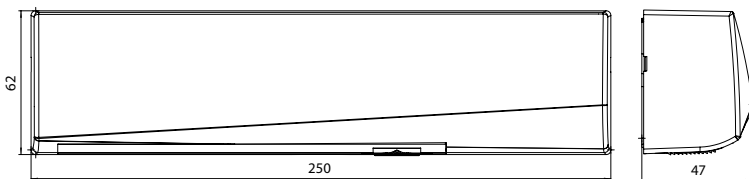
Stated values measured at fitting height of 2.2 m

TECHNICAL SPECIFICATIONS

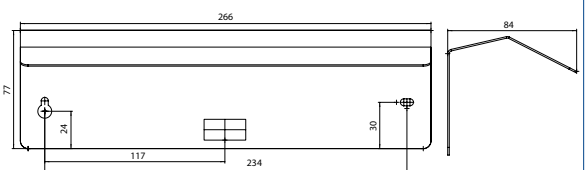
Technology	Active infrared beams
Operating voltage	12 - 36 V DC / AC
Operating current	approx. 200 mA at 24 V DC
Output	PNP-/NPN transistor output
Active infrared light curtain	< 40 V DC < 100 mA
Connection type	System plug
Dimensions	250 x 62 x 47 mm (W x H x D)
Fitting height	max. 3 m
Connection cable	3 m
Protection class	IP 54
Operating temperature	-20 °C to +60 °C
Humidity	< 90 % relative, non-condensing
Certification	CE to EMC guidelines 89/336 EEC

APPLICATION EXAMPLE**SCALE DRAWINGS**

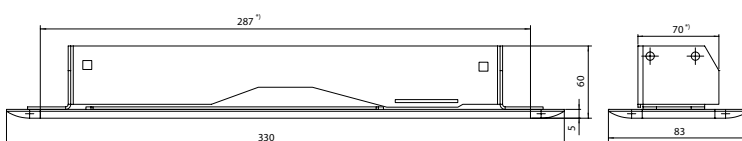
Active infrared light curtain GEZE Presence S



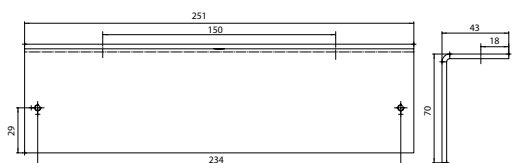
Rain cover for Presence S



Ceiling fitting set for Presence S



Ceiling fixing bracket for Presence S



GEZE Ultrasonic sensor and ultrasound control unit

Ultrasonic sensor and ultrasound control unit for protecting the opening area of curved sliding doors





PRODUCT FEATURES

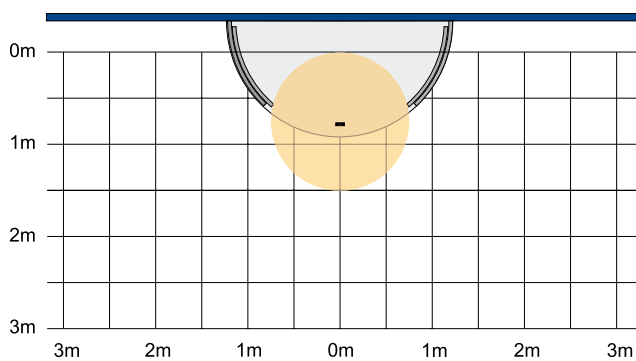
- Distinction between door movement or a person who moves in the closing section of the door for a maximum of personal safety
- 3D cone-shaped detection area of the ultrasonic sensor
- Smallest dimensions of the ultrasonic sensor for an improved appearance of the door
- Self-monitored ultrasound control unit for maximum safety at the door

APPLICATION RANGE

- Protecting the main closing edge of curved sliding doors

ORDERING INFORMATION

Description		ID no.
Ultrasonic sensor HZ-1U		091566
Ultrasound control unit HZC		091565

**DETECTION AREA**

- Diameter 1.500 mm

900 mm above the ground
when mounting the ultrasonic sensor at 2.2 m

TECHNICAL SPECIFICATIONS

Technology	Ultrasonic waves
Operating voltage	24 V DC/AC
Operating current	ca. 70 mA at 24 V DC
Output	Potential-free relay output
	120 V AC/24 V DC
	0.5 A 60 VA/24 W
Connection type	Screw terminal
Sensor dimensions	50 x 20 x 24 mm (W x H x D)
Control unit dimensions	252 x 37 x 55 mm (W x H x D)
Fitting height	2.0 m - 3.0 m
Weight	460 g
Protection class	IP 52
Operating temperature	-10 °C to +40 °C
Humidity	< 90 % relative, non-condensing
Certification	Type examination-tested to DIN 18650

APPLICATION EXAMPLE

GEZE Sensor strip GC 334

Electronically adjustable active infrared sensor with dipswitch for safeguarding of automatic swing and revolving doors in accordance with DIN 18650



PRODUCT FEATURES

- Simple click fitting in sensor mounting profile
- Fully automatic startup using teach key (also for several connected devices)
- Simple setting facilities using dipswitch (output allocation, frequency, background mode, grey zone)
- Integrated second output relay in centre so that both band and opposite band side can be safeguarded with only one cable entry to drive
- Low sensor module power consumption
- Close-meshed detection field with wide field of detection for each sensor module
- Highest safety standards through continuous self-monitoring

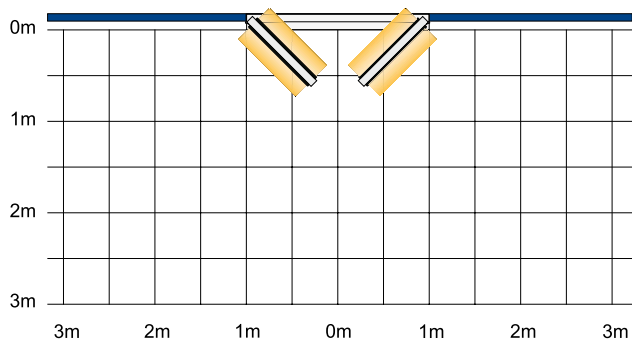
APPLICATION RANGE

- Safeguarding of automatic swing and revolving doors in accordance with DIN 18650

ORDERING INFORMATION

Description	Finish	ID no.
GEZE GC 334	anodised aluminium	130069
Length 350 mm	white RAL 9016	130070
incl. 1 Sensor module	RAL-colour	130091
GEZE GC 334	anodised aluminium	126408
Length 1100 mm	white RAL 9016	128626
incl. 2 Sensor modules	RAL-colour	128627
GEZE GC 334	anodised aluminium	126409
Length 1500 mm	white RAL 9016	128629
incl. 3 Sensor modules	RAL-colour	128630

Description	Finish	ID no.
GC 334 Interface		128306
GC 334 Sensor module		126410
GC 334 Connecting cable Length 1000 mm		133806
GC 334 Power supply cable Length 5000 mm		133805
GC 334 Flexible Kit		130232
GC 334 End caps		126469
GC 334 Sensor fitting profil	Length 6000 mm bespoke	130068 130092
GC 334 Sensor window profil	Length 2600 mm bespoke	130067 136164
GC 334 Rain cover	Length 1100 mm Length 1500 mm Length 2600 mm bespoke	132353 132426 132427 132428



DETECTION AREA

- 0.44 x 0.07 m per sensor module

Stated values measured at fitting height of 2.2 m

NUMBER OF MODULES PER SENSOR STRIP

Door leaf width	0.8 m	0.9 m	1.0 m	1.1 m	1.2 m	1.3 m	1.4 m
Fitting height							
2.2 m	2 modules			3 modules			

TECHNICAL SPECIFICATIONS

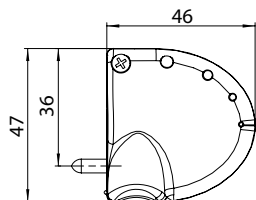
Technology	Active infrared beams
Number of IR spots	4 spots
Operating voltage	12 - 30 V DC / 12 - 24 V AC
Operating current	approx. 65 mA at 24 V DC per module
Output	2 electric relay (potential-free contact) max. switching voltage: 42 V DC max. output current: 100 mA
Connection type	System plug
Dimensions sensor strip	350/1100/1500 (cuttable) x 47 x 46 mm (W x H x D)
Dimensions sensor modul	302 x 41 x 40 (W x H x D)
Fitting height	1.1 - 3.5 m (DIN 18650 up to 3.0 m)
Connecting cable	0.47 + 1.0 m
Reaction time	32 ms - 128 ms
Protection class	IP 53
Operating temperature	-25 °C to +55 °C
Humidity	< 90 % relative, non-condensing
Certification	Type examination-tested to DIN 18650 and EN 12978

APPLICATION EXAMPLE



SCALE DRAWING

Sensor strip GC 334



GEZE Sensor strip GC 335

Active infrared sensor for safeguarding of automatic swing doors and revolving doors in accordance with DIN 18650





PRODUCT FEATURES

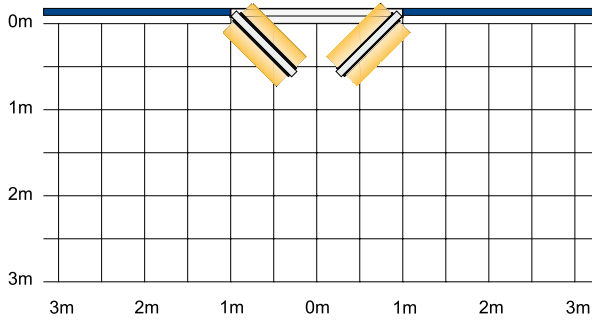
- New ChipOnBoard technology with the sensor modules
- Simple construction for cost-optimised solutions
- Simple click fitting in sensor mounting profile
- Mechanical adjustment of inclination angle and detection-range
- Safeguarding and detection using individual light spots
- Minimum module dimensions for sensor module
- Modular construction with master and slave device versions
- Highest safety standards through continuous self-monitoring

APPLICATION RANGE

- Safeguarding of automatic swing doors and revolving doors in accordance with DIN 18650

ORDERING INFORMATION

Description	Finish	ID no.
GEZE GC 335 Length 310 mm incl. 1 Master module	anodised aluminium	129856
	dark bronze	129857
	white RAL 9016	129858
	RAL colour	129859
GEZE GC 335 Length 900 mm incl. 1 Master module	anodised aluminium	128054
	dark bronze	128055
	white RAL 9016	128056
	RAL colour	128057
GEZE GC 335 Length 1400 mm incl. 1 Master module	anodised aluminium	128058
	dark bronze	128059
	white RAL 9016	128060
	RAL colour	128071
GC 335 Master module		128074
GC 335 extension kit consisting of:		128072
GC 335 Slave module		128065
GC 335 Clips bracket		126471
GC 335 Connection cable		120085

**DETECTION AREA**

- 0.08 x 0.03 m per sensor module

Stated values measured at fitting height of 2.2 m

Number of modules (master + slave) per sensor strip:

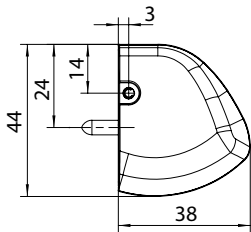
Door leaf width	0.8 m	0.9 m	1.0 m	1.1 m	1.2 m	1.3 m	1.4 m
Fitting height							
2.2 m	1+2	1+3	1+4	1+4	1+5		

TECHNICAL SPECIFICATIONS

Technology	Active infrared beams
Number of IR spots	1 spot
Operating voltage	24 V DC
Operating current	approx. 60 mA at 24 V DC per module
Output	Potential-free relay output 30 V AC/DC 0.3 A AC/0.3 A DC
Connection type	Plug screw terminal
Dimensions sensor strip	310/900/1400 (cutable) x 42 x 37 mm (W x H x D)
Dimensions sensor module	179 x 23 x 33 mm (W x H x D)
Fitting height	1.5 - 2.5 m
Connection cable	0.23 m
Reaction time	< 70 m/s
Protection class	IP 52
Operating temperature	-10 °C to +50 °C
Humidity	< 90 % relative, non-condensing
Certification	Type examination-tested to DIN 18650 and EN 12978

APPLICATION EXAMPLE**SCALE DRAWING**

Sensor strip GC 335



GEZE Safety light curtains GZ 470 V / GZ 472 V

Safety light curtains GZ 470 V as single beam version for automatic sliding doors



PRODUCT FEATURES

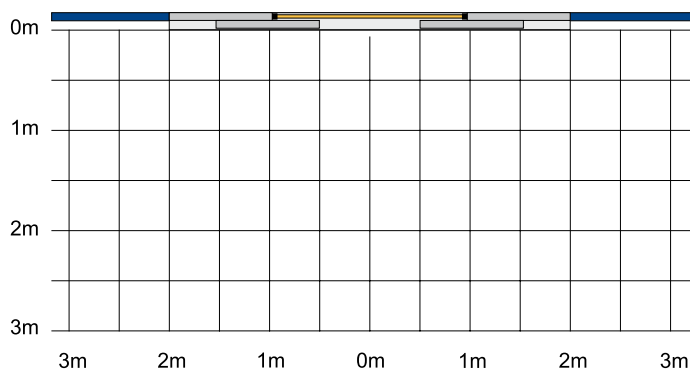
- Simple and reliable safeguarding using established technology
- Miniature construction for flexible fitting in different door profiles
- Uncomplicated fixing using double-sided adhesive strips
- High performance obtainable up to 5 m
- Integrated electronics for rapid installation and low space requirements

APPLICATION RANGE

- Safeguarding of automatic sliding doors

ORDERING INFORMATION

Description	Finish	ID no.
Safety light curtains GEZE GZ 470 V		112726
Safety light curtains GEZE GZ 442 V		112727
Edging for safety light curtain	Alu roh	068738
	EV1	065312
	dunkelbronze	068739
	nach RAL	099988



DETECTION AREA

Diameter Recommended fixing:

- Beam height at least 20 cm above floor
- Maximum 5 m reciprocal spacing

TECHNICAL SPECIFICATIONS

Technology	Active infrared
Number of IR channels GZ 470 V	1
Number of IR channels GZ 472 V	2
Operating voltage	11 - 30 V
Operating current GZ 470 V	ca. 40 mA at 24 V DC
Operating current GZ 472 V	ca. 80 mA at 24 V DC
Output	PNP transistor output < 30 V DC < 100 mA
Connection type	cable prepared for single-sided connection to screw terminals
Dimensions	85 x 11.6 x 11.5 mm (W x H x D)
Fitting height GZ 470 V	minimum 0.2 m
Fitting height GZ 472 V	0.2 m and 1 m
Connecting cable	8 m, pluggable
Protection class	IP 65
Operating temperature	-20 °C to +60 °C
Humidity	< 90 % relative, non-condensing
Certification	CE to EMC guidelines 89/336 EEC

APPLICATION EXAMPLE GZ 470 V



APPLICATION EXAMPLE GZ 472 V



GEZE Active infrared sensor AIR 12 Cleanscan

Contactless proximity scanner for the activation of automatic doors



PRODUCT FEATURES

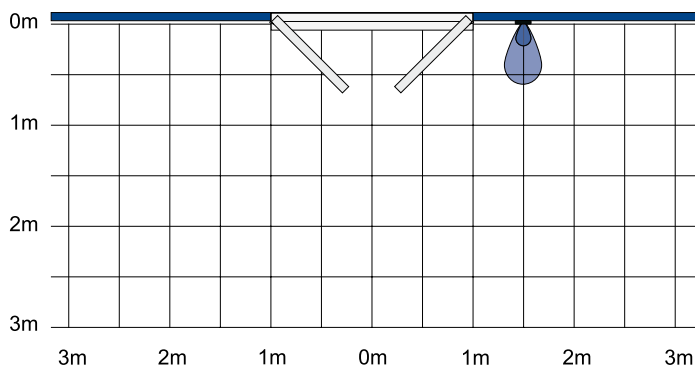
- Precise detection of persons and objects irrespective of movement direction
- Varying detection ranges for optimal adaptation to existing surrounding conditions
- Optimum system set-up allows simple and time-saving fitting in a flush-mounted box

APPLICATION RANGE

- Activation of automatic rotating, sliding, folding, carousel and circular sliding doors
- Use in clean rooms with high hygiene requirements (laboratories, hospitals, operating theatres etc.)
- Use in old people's and handicapped people's homes
- Use in the gastronomy sector

ORDERING INFORMATION

Description	Finish	ID no.
Active infrared sensor GEZE AIR 12 Cleanscan	UP	079208

**DETECTION AREA**

Close-range (1):

0.05 - 0.2 m

Far-range (2):

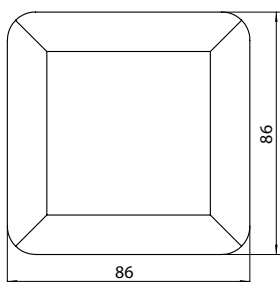
0.05 - 0.6 m

TECHNICAL SPECIFICATIONS

Technology	Active infrared beams
Operating voltage	12 - 30 V DC / 12 - 24 V AC
Operating current	approx. 50 mA
Output	Potential-free relay output 48 V AC / DC 1A AC / DC 60 VA / 30 W
Connection type	Plug screw terminal
Dimensions	86 x 86 x 12 mm (W x H x D)
Fitting height	at hand level
Connecting cable	-
Protection class	IP 50/65 (without/with gasket)
Operating temperature	-20 °C to +60 °C
Humidity	< 90 % relative, non-condensing
Certification	CE to EMC guidelines 89/336 EEC

APPLICATION EXAMPLE**SCALE DRAWING**

Active infrared sensor AIR 12 Cleanscan



GEZE Active infrared detector AIR 20-Var

Contact active infrared detector with adjustable detection range for mobile and stationary applications



PRODUCT FEATURES

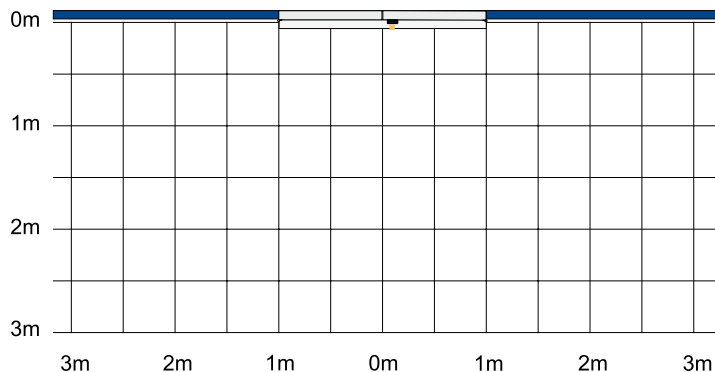
- Variable adjustment of detection range between 1.2 m and 2.2 m
- Universal use in moving or stationary operation
- Compact construction for various fitting situations
- Simple adjustment of detection range using mechanical setting screw

APPLICATION RANGE

- Monitoring of door handles for activation of automatic swing doors
- Use in restricted space in for detection of persons or objects
- Used for occupied checks for person and security locks

ORDERING INFORMATION

Description	Finish	ID no.
Active infrared detector GEZE AIR 20-VAR	black	082689



DETECTION AREA

- 0.06 x 0.06 m (W x D)

Stated values measured at detection range of 1.3 m

TECHNICAL SPECIFICATIONS

Technology	Active infrared beams
Operating voltage	12 - 30 V DC / 18 - 28 V AC
Operating current	approx. 50 mA
Output	Potential-free relay output
	48 V AC / DC
	0.5 A AC / 1 A DC
	55 VA / 24 W
	Switching mode: bright method*
Connection type	Plug screw terminal
Dimensions	72 x 66 x 49 mm (W x H x D)
Detection range adjustment	1.2 - 2.2 m
Connecting cable	5 m
Light beam cross-section	60 x 60 mm
Protection class	IP 52
Operating temperature	-20 °C to +60 °C
Humidity	< 90 % relative, non-condensing
Certification	CE to EMC guidelines 89/336 EEC

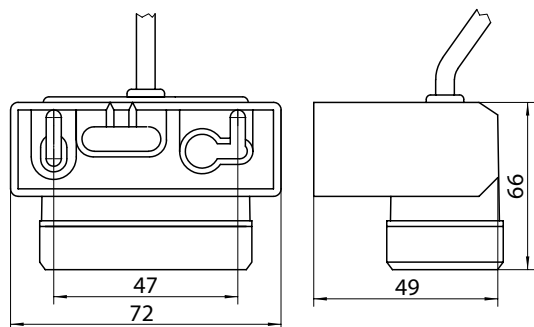
* bright method = output contact closes on detection

APPLICATION EXAMPLE



SCALE DRAWINGS

Active infrared detector AIR 20-VAR



GEZE Active infrared detector AIR 30

Active infrared sensor for fixed field coverage of automatic doors with optional relay for testing




PRODUCT FEATURES

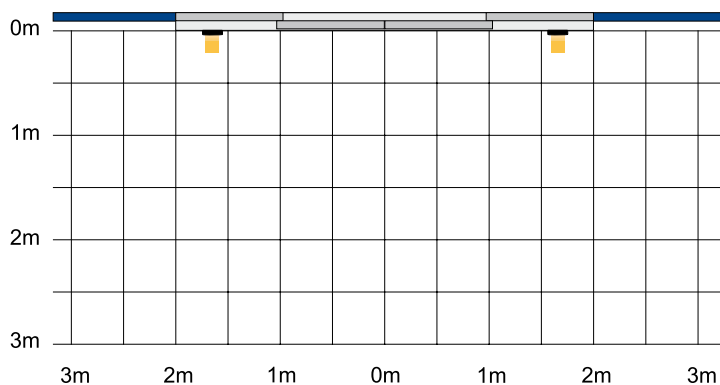
- Dot-shaped coverage down to floor using individual light spot
- Universal use in moving or stationary operation
- Simple adjustment using mechanical setting screw
- Individual application facilities as opening encoder or coverage sensor
- Optional relay for testing and standard conformity to DIN 18650

APPLICATION RANGE

- Safeguarding of main and secondary closing edges for automatic sliding and circular sliding doors
- Safeguarding of crushing and shearing edges in automatic swing and revolving doors
- Use in restricted space in for detection of persons or objects
- Used for occupied checks for person and security locks

ORDERING INFORMATION

Description	Finish	ID no.
Active infrared detector GEZE AIR 30	black	072393
Relayed to testing		103352

**DETECTION AREA**

- 0.05 x 0.05 m (W x D)

Stated values measured at detection range of 2.0 m

TECHNICAL SPECIFICATIONS

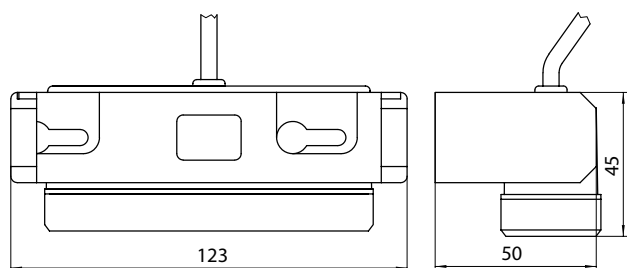
Technology	Active infrared beams
Operating voltage	10 - 48 V DC / 11 - 36 V AC
Operating current	approx. 100 mA
Output	Potential-free relay output
	48 V AC / DC
	2 A AC / DC
	60 VA / 50 W
	Switching mode: bright method*/ dark method** switchable
Connection type	System plug
Dimensions	123 x 45 x 50 mm (W x H x D)
Detection range adjustment	1.0 - 2.5 m
Connecting cable	5 m
Light beam cross-section	50 x 50 mm
Protection class	IP 52
Operating temperature	-20 °C to +60 °C
Humidity	< 90 % relative, non-condensing
Certification	CE to EMC guidelines 89/336 EEC

* bright method = output contact closes on detection

** dark method = output contact opens on detection or when deenergised

APPLICATION EXAMPLE**SCALE DRAWINGS**

Active infrared detector AIR 30



GEZE Activation detectors

Activation detectors for various requirements for the opening and closing of automatic doors







PRODUCT FEATURES





- Wide range of fitting possibilities for activation detectors such as wall, floor and ceiling fitting
- Universal use as activation in inside and outside areas

APPLICATION RANGE

- Activation of automatic swing, sliding, folding, revolving and circular sliding doors
- Can be used in both inside and outside areas as surface detector
- Applicable in food and beverage industry using pneumatic switch
- Outside operation using burglary-resistant key push button


GEZE ACTUATION DEVICES / SENSOR SYSTEMS

	Plastic surface detector	Stainless steel surface detector LS990	Stainless steel surface detector	Plastic push button AS 500
Specification				
	<ul style="list-style-type: none"> • 1-pole closing contact • Switching voltage: max. 24 V DC • Switching current: max. 1 mA 	<ul style="list-style-type: none"> • 1-pole closing contact • Switching voltage: max. 230 V AC • Switching current: max. 10 A 	<ul style="list-style-type: none"> • 1-pole make-and-break contact • Switching voltage: max. 230 V AC • Switching current: max. 1 A 	<ul style="list-style-type: none"> • 1-pole closing contact • Switching voltage: max. 230 V AC • Switching current: max. 10 A
Version	AP (surface-mounted)	UP (flush-mounted)/AP	AP	UP/AP*
Protection class	IP 30 / IP 65*	IP 30	IP 65	IP 20
Dimensions	90 x 180 x 23 mm	81 x 223 x 18 mm (UP) 81 x 223 x 51 mm (AP)	75 x 250 x 17 mm	80 x 80 x 9 mm (UP)
Accessories	<ul style="list-style-type: none"> • *1-pole make-and-break contact IP 65, Id. no. 114156 • Label handicapped accessible, Id. no. 72581 • Backplate, Id. no. 131219 (white) Id. no. 131220 (stainless) 		<ul style="list-style-type: none"> • Label handicapped accessible, Id. no. 72581 	<ul style="list-style-type: none"> • *surface-mounted box, Id. no. 120503
Id no.	114078 (white) 114077 (stainless)	128583 (UP) 128582 (AP)	119898	120888

	Stainless steel push button LS990	LED sensor button	Push-pull button	Foot contact button
Specification				
	<ul style="list-style-type: none"> • 1-pole closing contact • Switching voltage: max. 230 V AC • Switching current: max. 10 A 	<ul style="list-style-type: none"> • PNP closing contact • Switching voltage: max. 24 V DC • Switching current: max. 400 mA • Current consumption: max. 35 mA at 24 V 	<ul style="list-style-type: none"> • Contact system: 1 break contact / 1 make contact • Switching voltage: max. 230 V DC • Switching current: max. 10 mA 	<ul style="list-style-type: none"> • including air horse with external diameter 4 mm, internal diameter 2 mm, length 7 mm
Version	UP	AP	incl. pull cord (length 1 m)	UP
Protection class	IP 20	IP 69	IP 65	
Dimensions	81 x 81 x 11 mm	Ø 100 x 100	36 x 94 x 34 mm	100 x 100 x 4,5 mm
Accessories		<ul style="list-style-type: none"> • Installation flange flat, Id. no. 139009 • Installation flange high, Id. no. 139010 		<ul style="list-style-type: none"> • Pressure wave button, Id. no. 053757
Id no.	098396	137529	008607	002906

GEZE Programme switches

Programme switches for selection of automatic door operating status




PRODUCT FEATURES

- Up to 5 different operating modes:
off, night, shop shut, automatic and permanent open
- Uniform switch programme for new programme switches (not DPS) with other GEZE product groups
- Delivery of new programme switch in AS 500 switch range from Jung (DPS in ST 550 from Jung)
- Key or mechanical programme switch for individual requirements
- Authorised operation via key pushbutton possible for escape and rescue route use
- Universal usability for flush-mounted, surface-mounted or post-mounted switch inserts without frames (not DPS)









COMPATIBILITY

- Jung: AS 500, A plus
- Gira: Standard 55, E2, Esprit, Event, stainless steel (with intermediate frames Gira 028920)
- Merten: M-Smart, M-Plan
- Berker: B.1, B.7

ORDERING INFORMATION

Description	Finish	ID no.
1-fold frame		115376
2-fold frame		115377
3-fold frame		115378
1-fold surface-mounted box		120503
2-fold surface-mounted box		128609
3-fold surface-mounted box		133206
Blanking cover		118480
Key pushbutton for TPS		117996
Key pushbutton for DPS		074437
Profile semicylinder lock, 40 mm 10/30 with 3 keys		090176
Spare key equal locking for MPS-ST		137054
Spare key equal locking for MPS-D-ST		137055

GEZE ACTUATION DEVICES / SENSOR SYSTEMS

	TPS	TPS-SCT	MPS	MPS-ST	MPS-D	MPS-D-ST	DPS	DPS-SCT
								
ECdrive Slimdrive SL Powerdrive	■	■	■	■			■	■
ECdrive-FR Slimdrive SL-FR Powerdrive FR	■ ****	■		■			■ ****	■
ECturn	■	■						
Slimdrive EMD / -F	■	■	■	■	■	■	■	■
TSA 160 NT / -F	■ **	■ **	■	■	■	■	■ **	■ **
TSA 150 / TSA 160					■	■		
TSA 325 NT	■ ***	■ ***						
Operation	pushbutton	pushbutton + key	rotary knob	key	rotary knob	key	pushbutton	pushbutton + key
Range of functions	selection of operating status	selection of operating status with authorisation	selection of operating status	selection of operating status with key	selection of operating status	selection of operating status with key	parameterisation, start-up and selection of operating status	parameterisation, start-up and selection of operating status with authorisation
Error display	via LED blink code	via LED blink code	via LED warning lamp	via LED warning lamp			via numerical code	via numerical code
Version	UP/AP*	UP/AP*	UP/AP*	UP/AP*	UP/AP*	UP/AP*	UP/AP	UP
Protection class	IP 40	IP 40	IP 40	IP 40	IP 40	IP 40	IP 40	IP 40
Dimensions (WxHxD)	80 x 80 x 11 mm (UP) 80 x 80 x 47 mm (AP*)	80 x 152 x 11 mm (UP) 85 x 156 x 47 mm (AP*)	80 x 80 x 22 mm (UP) 80 x 80 x 58 mm (AP*)	80 x 80 x 18 mm (UP) 80 x 80 x 54 mm (AP*)	80 x 80 x 22 mm (UP) 80 x 80 x 58 mm (AP*)	80 x 80 x 18 mm (UP) 80 x 80 x 54 mm (AP*)	81 x 81 x 9 mm (UP) 81 x 81 x 43 mm (AP)	81 x 152 x 9 mm (UP)
ID no.:	113231	113232	113226	113227	118417	118418	103940	105126

* Use surface-mounted (AP) box for fitting on plaster (ID no.: 120503) order separately.

** Usable from DCU5 with Rev. B

*** Special version for revolving doors with manual operation status: TPS-KDT (ID no.: 126582), TPS-KDT-SCT (ID no.: 126583)

**** Usable from DCU 1-2 M V 3.0 with keyword protection

GEZE Radio programme

Wireless control with system - reliable, convenient and secure at the touch of a button



GEZE RADIO PROGRAMME



Radio controlled operators for the various applications in our daily life make bring added convenience.




Senior citizens, the disabled or physically weaker people can be afforded more quality of life, and they help make things easy for care staff . They are increasingly becoming standard fittings for barrier-free and agesuitable living.




With a new and innovative radio solution, GEZE has also adapted their range of control elements. The wireless control of doors and windows using the GEZE radio programme makes connection to a power supply superfluous. Thanks to the tiny dimensions of the radio modules, these can easy be integrated in a drive or an in-wall casing and can also be clipped directly into the elbow switch and mounted wirelessly on glass.




Examples of types of application

- Retro-fitting without needing to lay cables and using existing switches/buttons
- Mounting without connection to power, for example, on glass
- Individual or group control of doors and windows
- Combined control of doors and windows using a remote

The GEZE radio programme is safe! The encryption of the radio signals using a rolling code with up to 74 trillion code combinations means that taught radio transmitters cannot be "cracked". Each transmitter is taught individually and safely to eliminate false or unauthorised radio control. The radio transmitter has a range of up to 30 metres. Doors can be controlled over great distances and even through walls. The radio receiver has two outputs. On each of the two outputs, individual radio receivers can be taught and evaluated differently according to the connection to the control. In addition, it is possible to select various operating modes via a DIP switch. For example, a short push of the button can be used to just open the door, whereas if the button is pushed longer the door is held open. The radio programme is compatible with all GEZE door and window drives.

	WTH-1 Hand-held transmitter	WTH-2 Hand-held transmitter	WTH-4 Hand-held transmitter
			
Specification	incl. wall bracket	incl. wall bracket	incl. wall bracket
Version	1 channel	2 channel	4 channel
Protection class	IP 54	IP 54	IP 54
Dimensions	78 x 51 x 15 mm	78 x 51 x 15 mm	78 x 51 x 15 mm
Battery	12V, 45mAh A235	12V, 45mAh A235	12V, 45mAh A235
Life cycle of battery	10.000 operations	10.000 operations	10.000 operations

	WTM Transmitting module	WRM-24 Receiving module	WRM-24B Receiving module in housing IP-54
			
Specification	incl. 3 connection cables incl. protective casing <small>(to clip in elbow switch KFT)</small>	2 outputs, relay contact 100 mA, 48V	2 outputs, relay contact 100 mA, 48V
Version		flush-mounted (UP)	surface-mounted (AP)
Protection class	IP 20	IP 20	IP 54
Dimensions	44 x 30 x 11 mm	52 x 47 x 23 mm	130 x 80 x 35 mm
Battery	3V, 150mAh CR2032		
Life cycle of battery	50.000 operations		
Current consumption		24 V, 12,5 mA on standby	24 V, 12,5 mA on standby

	WRM-230 Receiving module	WRM-230B Receiving module in housing IP-54	WRB-5 Radio reception board
			
Specification	2 outputs, relay contact 5A, 230V	2 outputs, relay contact 5A, 230V	2 outputs, to clip on DCU
Version	flush-mounted (UP)	surface-mounted (AP)	board <small>(to clip on control unit)</small>
Protection class	IP 20	IP 54	IP 00
Dimensions	52 x 47 x 23 mm	130 x 80 x 35 mm	44 x 27 x 10 mm
Current consumption	230 V, 3,9 mA on standby	230 V, 5,6 mA on standby	5 V, 6 mA on standby

MATRIX OF APPLICATION FOR RADIO PROGRAMME

	ECdrive Slimdrive Powerdrive	TSA Slimdrive EMD	ECturn	RWA centre E260	Window drive
Pulse signal	WRM-24, WRM-24B	WRM-24, WRM-24B	WRB-5		
Pulse and permanent signal	WRM-24, WRM-24B	WRM-24, WRM-24B	WRB-5		
Dead man's signal				WRM-24, WRM-24B	WRM-230, WRM-230B
Self-adjusting signal				WRM-24, WRM-24B	WRM-230, WRM-230B

APPLICATION RANGE

Radio transmitter:

- Transmitter frequency 433,93 MHz
- Safe coding of radio signals via rolling code (approx. 74 trillion of code combinations)
- Radio range up to 30m inside the building
- LED function indicator for battery check and transmitting control
- All-purpose applicability for doors and windows as well as for smoke and heat extraction systems which can be controlled individually, together or defined in groups without the need for cables

Radio receiver:

- The radio transmitter is easily set by a learning-button with sonic feedback
- Up to 85 transmitter can be taught
- DIP-switches for selection of transmission method (pulsed operation, pulsed and continuous operation)
- Lowest housing dimensions for concealed installation within the drive or into a flush socket
- IP 54 surface-mounted version for the sheltered outside operation
- 2 outputs for individual connection

ORDERING INFORMATION

Description	Version	ID no.
Hand-held transmitter	WTH-1	131209
	WTH-2	131210
	WTH-4	131211
Spare battery for hand-held transmitter		131217
Transmitting module	WTM	131212
Spare battery for transmitting module		131218
Elbow switch KFT	white, surface-mounted	114078
	stainless steel, surface-mounted	114077
Backplate for elbow switch KFT	white	131219
	stainless steel	131220
Elbow switch LS990	surface-mounted	128582
	flush-mounted	128583
Vent switch LTA24-AZ	flush-mounted	129393
Receiving module	WRM-24	131213
	WRM-230	131215
Receiving module in housing IP-54	WRM-24B	131214
	WRM-230B	131216
Radio reception board	WRB-5	135170

GEZE Key switch buttons

Key switch buttons for opening of automatic doors with authorisation











PRODUCT FEATURES

- Wide range of fitting possibilities for key switch buttons such as wall, post and surface mounting
- Universal use of the key switch buttons in inside and outside areas

APPLICATION RANGE

- Activation of automatic swing, sliding, folding, revolving and circular sliding doors
- Can be used in both inside and outside areas for opening of automatic doors with authorisation

	Burglary-resistant key switch button	Burglary-resistant key switch button	Key switch button stainless steel	Key switch button plastic AS 500
Specification				
	<ul style="list-style-type: none"> • 1-pole closing contact • Switching voltage: max. 230 V AC • Switching current: max. 5 A • Momentary-contact, unilateral 	<ul style="list-style-type: none"> • 1-pole closing contact • Switching voltage: max. 230 V AC • Switching current: max. 5 A • Momentary-contact, unilateral 	<ul style="list-style-type: none"> • 1-pole closing contact • Switching voltage: max. 230 V AC • Switching current: max. 5 A • Momentary-contact, unilateral 	<ul style="list-style-type: none"> • 1-pole closing contact • Switching voltage: max. 240 V AC • Switching current: max. 4 A • Momentary-contact, unilateral
Version	UP (not for standard UP box) /AP	UP (not for standard UP box) /AP	UP (flush-mounted)	UP/AP (surface-mounted)*
Protection class	IP 54	IP 54	IP 54	IP 20
Dimensions	75 x 75 x 11 mm (UP) 75 x 75 x 50 mm (AP)	75 x 75 x 11 mm (UP) 75 x 75 x 50 mm (AP)	79 x 79 x 13 mm	80 x 80 x 11 mm
Accessories	<ul style="list-style-type: none"> • Profile cylinder, ID no. 090176 		<ul style="list-style-type: none"> • Profile cylinder, ID no. 090176 	<ul style="list-style-type: none"> • * Surface-mounted box, ID no. 120503 • Switch contact, ID no. 024467 • Profile cylinder, ID no. 090176
ID no.	054240 (UP) 054532 (AP)	054245 (UP) 254533 (AP)	098870	117996

	Key switch button stainless steel	Key switch button stainless steel	Mains switch	Mains switch
Specification				
	<ul style="list-style-type: none"> • 2-pole closing contact • Switching voltage: max. 230 V AC • Switching current: max. 5 A • Maintained-contact, bi-parting (key in position 1 and 0 deductible) 	<ul style="list-style-type: none"> • 2-pole closing contact • Switching voltage: max. 230 V AC • Switching current: max. 5 A • Maintained-contact or momentary-contact, bi-parting (key in position 1 and 0 deductible) 	<ul style="list-style-type: none"> • Mains switch • Switching voltage: max. 250 V AC • Switching current: max. 16 A • Key in position 1 and 0 deductible 	<ul style="list-style-type: none"> • Mains switch • Switching voltage: max. 250 V AC • Switching current: max. 16 A • Key in position 1 and 0 deductible
Version	UP (flush-mounted)	AP (surface-mounted)	UP (flush-mounted)	AP (surface-mounted)
Protection class	IP 54	IP 54	IP 54	IP 54
Dimensions	79 x 79 x 13 mm	75 x 74 x 66 mm	90 x 90 x 9 mm	90 x 121 x 72 mm
Accessories	<ul style="list-style-type: none"> • Profile cylinder, ID no. 090176 	<ul style="list-style-type: none"> • Profile cylinder, ID no. 090176 		
ID no.	111357	137056	018433	018354

GEZE Safety switches and buttons

Safety switches/buttons for turning off power supply and emerge as the opening of automatic doors







PRODUCT FEATURES





- Protects against misuse using safety switch with glass pane or lead-sealable protective cover
- Easy to find even in the dark thanks to illumination

APPLICATION RANGE

- Safeguarding of automatic swing, sliding, folding, revolving and circular sliding doors
- Use in emergencies for switching off the power supply
- Use in emergencies for opening automatic doors
- Use during maintenance work for the switching off the power supply
- Use for hold-open devices for manual actuation of locking devices

GEZE ACTUATION DEVICES / SENSOR SYSTEMS

	Circuit breaker	Emergency shutdown switch with glass pane	Emergency opening button with glass pane	Emergency switch with palm button
				
Specification	<ul style="list-style-type: none"> • 1-pole make-and-break contact • Switching voltage: max. 250 V AC • Switching current: approx. 500 mA 	<ul style="list-style-type: none"> • 1-pole make-and-break contact • Switching voltage: max. 230 V AC • Switching current: max. 10 A 	<ul style="list-style-type: none"> • 1-pole make-and-break contact • Switching voltage: max. 250 V AC • Switching current: approx. 500 mA 	<ul style="list-style-type: none"> • Contact system 1 break contact / 1 make contact • Switching voltage: max. 230 V AC • Switching current: max. 10 A • Illumination: 24 V DC at 15 mA
Version	UP (flush-mounted)/AP*	UP/AP (surface-mounted)*	UP/AP*	UP
Protection class	IP 40	IP 20	IP 20	IP 40
Dimensions	80 x 80 x 9 mm	80 x 80 x 21 mm	80 x 80 x 21 mm	80 x 80 x 49 mm
Accessories	• *Surface-mounted box, ID no.: 120503	• *Surface-mounted box, ID no.: 120503 • Spare glass panel, ID no.: 010994		• 2nd opening contact, ID no.: 100204
ID no.	116266	120881	120880	123132

	Emergency switch with palm button	Emergency switch with palm button	Emergency opening switch with safety box	Main switch
				
Specification	<ul style="list-style-type: none"> • Contact system 1 break contact / 1 make contact • Switching voltage: max. 230 V AC • Switching current: max. 10 A • Illumination: 24 V DC at 15 mA 	<ul style="list-style-type: none"> • Contact system 1 break contact / 1 make contact • Switching voltage: max. 230 V AC • Switching current: max. 10 A • Illumination: 24 V DC at 15 mA 	<ul style="list-style-type: none"> • Closing contact • Switching voltage: max. 24 V DC • Switching current: max. 100 mA 	<ul style="list-style-type: none"> • Contact system 3 make contacts • Switching voltage: max. 230 V AC • Switching current: max. 20 A
Version	AP	AP	AP	UP/AP
Protection class	IP 65	IP 30	IP 40	IP 54
Dimensions	94 x 94 x 122 mm	72 x 147 x 75,5 mm	125 x 125 x 32,5 mm	90 x 90 x 9 mm (UP) 90 x 121 x 72 mm (AP)
Accessories	• 2nd opening contact, ID no.: 100204	• 2nd opening contact, ID no.: 100204		
ID no.	076777	024535	067846	018433 (UP) , 018354 (AP)

GEZE Smoke switches and control centres

Smoke switches and control centres for the early detection of smoke and fire as well as for control of fire and smoke protection doors





PRODUCT FEATURES

- The GEZE RSZ 6 can be used for door closers with both locking devices and holding magnets. Connection to additional smoke switches is possible
- The GEZE RSZ 5 smoke control centre is used for early detection of fire and simultaneous interruption of power supplies to closing devices on fire protection closures such as TSA160 F and Slimdrive SD Servo
- The GEZE RS 5 smoke switch interrupts the door closing device power supplies when smoke is detected (optical scattered light principle). The RS 5 is approved for wall and ceiling installation
- The GEZE RS 5/N power supply is used for powering the RS 5 or ORS 142 smoke switches



APPLICATION RANGE

- Early detection of fire and smoke using optical scattered light principle
- Interruption of power supply for devices and holding magnets on fire protection closures

ORDERING INFORMATION

Description	Finish	ID no.
Smoke switch		091273
Interruption button		116266

	Smoke control centre RSZ 6	Smoke control centre RSZ 5
		
Operating voltage	230 V AC - flush-mounted feed	230 V AC - flush-mounted or surface-mounted feed
Specifications	<ul style="list-style-type: none"> • Integrated power unit 24 V DC • Integrated smoke switch with optical scattered light principle • Total connected load: max. 250 mA (closure unit + external detector) • Floating make-and-break contact for external smoke detection max. 1 A at 24 V DC • Ambient temperature: 0° to +50° C • Soiling display • Alarm threshold tracing 	<ul style="list-style-type: none"> • Integrated power unit 24 V DC • Integrated smoke switch with optical scattered light principle • Total connected load: max. 230 mA (closure unit + external detector) • Floating make-and-break contact for external smoke detection max. 1 A at 30 V DC • Ambient temperature: -5° to +50° C
Certification no.	Z-6.5-1755	Z-6.5-1508
Dimensions	332 x 53 x 30 mm	313 x 53 x 48 mm
ID No.	099851 (silver) 099857 (dark bronze) 099858 (white RAL 9016) 099859 (to RAL) 099856 (stainless steel-coloured)	028357 (silver) 028960 (dark bronze) 028961 (white RAL 9016) 028962 (to RAL) 028963 (stainless steel-coloured)

	Smoke switch RS 5	Smoke switch power unit RS 5/N
		
Operating voltage	24 V DC - flush-mounted or surface-mounted feed	230 V AC - flush-mounted or surface-mounted feed
Specifications	<ul style="list-style-type: none"> • Certification no. Z-6.5-1508 • Current consumption: approx. 20 mA at 24 V DC • Floating make-and-break contact for external smoke detection max. 1 A at 30 V DC • Ambient temperature: -5° to +50° C 	<ul style="list-style-type: none"> • Output voltage 24 V DC • Output current 250 mA • Ambient temperature: -5° to +50° C
Certification no.	Z-6.5-1508	Z-6.5-1508
Dimensions	160 x 53 x 48 mm	160 x 53 x 48 mm
ID No.	027052 (silver) 028939 (dark bronze) 028940 (white RAL 9016) 028941 (to RAL) 028942 (stainless steel-coloured)	027053 (silver) 028950 (dark bronze) 028951 (white RAL 9016) 028952 (to RAL) 028953 (stainless steel-coloured)

GEZE Miscellaneous

Accessories for special requirements in the operation and security of automatic doors






PRODUCT FEATURES

- Number code padlock with castor housing and metal keypad to protect against vandalism

APPLICATION RANGE

- Activation and safeguarding of automatic swing, sliding, folding, revolving and circular sliding doors
- Use as contactor when door handle is actuated
- Use for floor locking of sliding doors
- Use as access control for inside and outside areas

GEZE ACTUATION DEVICES / SENSOR SYSTEMS

	Rotary switch contact	Profile cylinder for key-operated switch	Profile cylinder for floor level locking
			
Specification	<ul style="list-style-type: none"> • Closing contact • Switching voltage: max. 24 V DC • Switching current: max. 35mA • 4 m connection cable 	<ul style="list-style-type: none"> • Profile cylinder for key-operated switch 40 mm (10/30) one-sided locking, with 3 keys, ID no. 090176 	<ul style="list-style-type: none"> • Profile cylinder for floor level locking 46mm (9/37) one-sided locking, for insulating and toughened safety glass, with 3 keys, ID no. 019053 • Profile cylinder for floor level locking 66mm (31/35) locking on both sides, for toughened safety glass, with 3 keys, ID no. 091052 • Profile cylinder for floor level locking 71mm (31/40) locking on both sides, for insulating glass, with 3 keys, ID no. 023356 • Profile cylinder for floor level locking 66mm (31/35) closing on both sides, packed in pairs, for toughened safety glass, with 3 keys, ID no. 074861 • Profile cylinder for floor level locking 71mm (31/40) locking on both sides, packed in pairs, for insulating glass, with 3 keys, ID no. 074862
Dimensions	23 x 39 x 8 mm	see specification	see specification
ID no.	081024	see specification	see specification

	Toplock CTI	Toplock CTI B with lighting	Toplock CTS V with metal keypad	Toplock CTS BV with lighting
				
Operating voltage	12 - 24 V DC / 12 V AC	12 - 24 V DC / 12 V AC	230 V AC	230 V AC
Output	floating closing contact 24 V DC 1 A	floating closing contact 24 V DC 1 A	floating relay output 250 V 5A	floating relay output 250 V 5A
Protection class	IP 65	IP 65	IP 65 (keypad), IP 43 (evaluation unit)	IP 65 (keypad), IP 43 (evaluation unit)
Dimensions	80 x 80 x 15 mm	60 x 126 x 22,5 mm	80 x 80 x 15 mm resp. 110 x 188 x 40 mm	60 x 126 x 22,5 mm resp. 110 x 188 x 40 mm
ID no.	090061	090063	090077	090079

You will find more product information in the relevant brochures, see ID numbers.

Door technology

01	Overhead door closers ID 091593, ID 091594
02	Hold-open systems ID 091593, ID 091594
03	Integrated door closers ID 091609
04	Floor springs ID 091607
05	Sliding door gear systems and linear guides ID 123605, ID 008770, ID 000586

Automatic door systems

06	Swing doors ID 144785
07	Sliding, telescopic and folding doors ID 143639
08	Circular and semi-circular sliding doors ID 135772
09	Revolving doors ID 132050
10	Actuation devices and sensors ID 142655

Smoke and heat extraction and window technology

11	Fanlight opening systems ID 127787
12	Electric opening and locking systems ID 127785, ID 127789
13	Electrical spindle and linear drives ID 127785, ID 127789
14	Electric chain drives ID 127785, ID 127789
15	Smoke and heat extraction systems ID 127785, ID 139075

Safety technology

16	Emergency exit systems ID 132408
17	Access control systems ID 132158
18	Panic locks ID 132848
19	Electric strikes ID 148666
20	Building management system ID 132408

Glass systems

21	Manual sliding wall systems (MSW) ID 104377
22	Integrated all-glass systems (IGG) ID 104366
23	GEZE Patch fittings mono glass systems ID 122521



POTENTIAL APPLICATIONS OF GEZE PRODUCTS



Door technology

The functionality, superior performance and reliability of GEZE door closers are impressive. A common design across the range, the ability to use them on all common door leaf widths and weights, and the fact that they can be individually adjusted makes their selection simple. They are continually being improved and enhanced with up-to-date features. For example, the requirements of fire protection and accessibility are fulfilled with a door closer system.

Automatic door systems

GEZE automatic door systems open up a huge variety of options in door design. The latest, innovative high-performance drive technology, safety, ease of accessibility and first class universal drive design set them apart. GEZE offers complete solutions for individual requirements. A dedicated division is responsible for the development and construction of individual special designs.

Smoke and heat extraction and window technology

GEZE smoke and heat extraction systems and ventilation technology provide complete systems solutions combining the many requirements of different types of windows. We supply a full range from energy efficient drive systems to natural ventilation and complete solutions for supplying and extracting air, also as certified SHEVs.

Safety technology

GEZE safety technology sets the standards where preventative fire protection, access control and anti-theft security in emergency exits are concerned. For each of these objectives GEZE offers tailored solutions, which combine the individual safety requirements in one intelligent system and close doors and windows in case of danger in a coordinated manner.

Building systems

In GEZE's Building Management System GEZE door, window and safety products can be integrated in to the security and control systems of the building. A central control and visualisation system monitors various automation components in the building and offers security through many different networking capabilities.

Glass systems

GEZE glass systems stand for open and transparent interior design. They can either blend discreetly into the architecture of the building or stand out as an accentuated feature. GEZE offers a wide variety of technologies for functional, reliable and aesthetic sliding wall or sliding door systems providing security with lots of design scope.

GEZE GmbH
P.O. Box 1363
71226 Leonberg
Germany

GEZE Service GmbH NL Südwest
 Reinhold-Vöster-Straße 25
 71229 Leonberg
 Tel. +49 (0) 7152-92 33 34

GEZE GmbH
Reinhold-Vöster-Straße 21-29
71229 Leonberg
Germany
Telefon +49 (0) 7152-203-0
Telefax +49 (0) 7152-203-310

GEZE Service GmbH NL Nord-Ost
 Bühringstraße 8
 13086 Berlin (Weissensee)
 Tel. +49 (0) 30-47 02 17 32

www.geze.com

GEZE Service GmbH NL West
 Nordsternstraße 65
 45329 Essen
 Tel. +49 (0) 201-8 30 82 16

Germany
 GEZE Sonderkonstruktionen GmbH
 Planken 1
 97944 Boxberg-Schweigern
 Tel. +49 (0) 7930-92 94-0
 Fax +49 (0) 7930-92 94-10
 E-Mail: sk.de@geze.com

GEZE Service GmbH NL Mitte
 Feldbergstraße 59
 61440 Oberursel
 Tel. +49 (0) 6171-63 327-0

GEZE GmbH
 Niederlassung Nord/Ost
 Bühringstraße 8
 13086 Berlin (Weissensee)
 Tel. +49 (0) 30-47 89 90-0
 Fax +49 (0) 30-47 89 90-17
 E-Mail: berlin.de@geze.com

GEZE Service GmbH NL Süd
 Parkring 17
 85748 Garching bei München
 Tel. +49 (0) 89-120 07 42-0

Austria
 GEZE Austria
 Wiener Bundesstrasse 85
 A-5300 Hallwang
 Tel: +43/6225/87180
 Fax: +43/6225/87180-299
 E-Mail: austria.at@geze.com

GEZE GmbH
 Niederlassung West
 Nordsternstraße 65
 45329 Essen
 Tel. +49 (0) 201-83 082-0
 Fax +49 (0) 201-83 082-20
 E-Mail: essen.de@geze.com

Baltic States
 GEZE GmbH Baltic States office
 Dzelzavas iela 120 S
 1021 Riga
 Tel. +371 (0) 67 89 60 35
 Fax +371 (0) 67 89 60 36
 E-Mail: office-latvia@geze.com

GEZE GmbH
 Niederlassung Mitte
 Adenauerallee 2
 61440 Oberursel (b. Frankfurt)
 Tel. +49 (0) 6171-63 610-0
 Fax +49 (0) 6171-63 610-1
 E-Mail: frankfurt.de@geze.com

Benelux
 GEZE Benelux B.V.
 Leemkuil 1
 Industrierrein Kapelbeemd
 5626 EA Eindhoven
 Tel. +31 (0) 40-26 290-80
 Fax +31 (0) 40-26 290-85
 E-Mail: benelux.nl@geze.com

GEZE GmbH
 Niederlassung Süd
 Breitwiesenstraße 8
 71229 Leonberg
 Tel. +49 (0) 7152-203-594
 Fax +49 (0) 7152-203-438
 E-Mail: leonberg.de@geze.com

Bulgaria
 GEZE Bulgaria - Trade
 Representative Office
 61 Pirinski Prohod, entrance „B“,
 4th floor, office 5,
 1680 Sofia
 Tel. +359 (0) 24 70 43 73
 Fax +359 (0) 24 70 62 62
 E-Mail: office-bulgaria@geze.com

China
 GEZE Industries (Tianjin) Co., Ltd.
 Shuangchenzhong Road
 Beichen Economic Development
 Area (BEDA)
 Tianjin 300400, P.R. China
 Tel. +86 (0) 22-26 97 39 95-0
 Fax +86 (0) 22-26 97 27 02
 E-Mail: Sales-info@geze.com.cn

GEZE Industries (Tianjin) Co., Ltd.
 Branch Office Shanghai
 Unit 25N, Cross Region Plaza
 No 899, Ling Ling Road,
 XuHui District
 200030 Shanghai, P.R. China
 Tel. +86 (0) 21-523 40 960
 Fax +86 (0) 21-644 72 007
 E-Mail: chinasales@geze.com.cn

GEZE Industries (Tianjin) Co., Ltd.
 Branch Office Guangzhou
 Room 17C3
 Everbright Bank Building, No.689
 Tian He Bei Road
 510630 Guangzhou
 P.R. China
 Tel. +86 (0) 20-38 73 18 42
 Fax +86 (0) 20-38 73 18 34
 E-Mail: chinasales@geze.com.cn

GEZE Industries (Tianjin) Co., Ltd
 Branch Office Beijing
 Room 1001, Tower D
 Sanlitun SOHO
 No. 8, Gongti North Road,
 Chaoyang District
 100027 Beijing, P.R.China
 Tel. +86 (0) 10-59 35 93 00
 Fax +86 (0)10-59 35 93 22
 E-Mail: chinasales@geze.com.cn

France
 GEZE France S.A.R.L.
 ZAC de l'Orme Rond
 RN 19
 77170 Servon
 Tel. +33 (0) 1-60 62 60-70
 Fax +33 (0) 1-60 62 60-71
 E-Mail: france.fr@geze.com

Hungary
 GEZE Hungary Kft.
 Bartók Béla út 105-113.
 Budapest
 H-1115
 Tel. +36 (1) 481 4670
 Fax +36 (1) 481 4671
 E-Mail: office-hungary@geze.com

Iberia
 GEZE Iberia S.R.L.
 Pol. Ind. El Pla
 C/Comerc, 2-22, Nave 12
 08980 Sant Feliu de Llobregat
 (Barcelona)
 Tel. +34 9-02 19 40 36
 Fax +34 9-02 19 40 35
 E-Mail: info@geze.es

India
 GEZE India Private Ltd.
 MF 2 & 3, Guindy Industrial Estate
 Ekkattuthangal
 Chennai 600 097
 Tamilnadu
 Tel. +91 (0) 44 30 61 69 00
 Fax +91 (0) 44 30 61 69 01
 E-Mail: office-india@geze.com

Italy
 GEZE Italia Srl
 Via Giotto, 4
 20040 Cambiago (MI)
 Tel. +39 (0) 29 50 695-11
 Fax +39 (0) 29 50 695-33
 E-Mail: italia.it@geze.com

GEZE Engineering Roma Srl
 Via Lucrezia Romana, 91
 00178 Roma
 Tel. +39 (0) 6-72 65 311
 Fax +39 (0) 6-72 65 3136
 E-Mail: roma@geze.biz

Poland
 GEZE Polska Sp.z o.o.
 ul. Annapol 21
 03-236 Warszawa
 Tel. +48 (0) 22 440 4 440
 Fax +48 (0) 22 440 4 400
 E-Mail: geze.pl@geze.com

Romania
 GEZE Romania s.r.l.
 IRIDE Business Park,
 Str. Dimitrie Pompeiu nr. 9-9a,
 Building 10, Level 2, Sector 2,
 020335 Bucharest
 Tel.: +40 (0) 21 25 07 750
 Fax: +40 (0) 21 25 07 750
 E-Mail: office-romania@geze.com

Russian Federation
 GEZE GmbH Representative
 Office Russia
 Kolodesnij pereulok3, str. 25
 Office Nr. 5201-5203
 107076 Moskau
 Tel. +7 (0) 49 55 89 90 52
 Fax +7 (0) 49 55 89 90 51
 E-Mail: office-russia@geze.com

Scandinavia – Sweden
 GEZE Scandinavia AB
 Mallslingan 10
 Box 7060
 18711 Täby, Sweden
 Tel. +46 (0) 8-7323-400
 Fax +46 (0) 8-7323-499
 E-Mail: sverige.se@geze.com

Scandinavia – Norway
 GEZE Scandinavia AB avd. Norge
 Industriveien 34 B
 2073 Dal
 Tel. +47 (0) 639-57 200
 Fax +47 (0) 639-57 173
 E-Mail: norge.se@geze.com

Scandinavia – Finland
 Branch office of GEZE Scandinavia AB
 Herrlantie 824
 Postbox 20
 15871 Hollola
 Tel. +358 (0) 10-40 05 100
 Fax +358 (0) 10-40 05 120
 E-Mail: finland.se@geze.com

Scandinavia – Denmark
 GEZE Danmark
 Branch office of GEZE Scandinavia AB
 Märkærvej 13 J-K
 2630 Taastrup
 Tel. +45 (0) 46-32 33 24
 Fax +45 (0) 46-32 33 26
 E-Mail: danmark.se@geze.com

South Africa
 DCLSA Distributors (Pty.) Ltd.
 118 Richards Drive, Halfway House,
 Ext 111
 P.O. Box 7934, Midrand 1685
 Tel. +27 (0) 1131 58 286
 Fax +27 (0) 1131 58 261
 E-Mail: info@dclsa.co.za

Switzerland
 GEZE Schweiz AG
 Bodenackerstrasse 79
 4657 Dulliken
 Tel. +41 (0) 62-285 54 00
 Fax +41 (0) 62-285 54 01
 E-Mail: schweiz.ch@geze.com

Turkey
 GEZE GmbH Türkiye - İstanbul
 İrtibat Bürosu
 Ataşehir Bulvarı, Ata 2/3
 Plaza Kat: 9 D: 84 Ataşehir
 Kadıköy / İstanbul
 Tel. + 90 (0) 21 64 55 43 15
 Fax + 90 (0) 21 64 55 82 15
 E-Mail: office-turkey@geze.com

Ukraine
 GEZE Ukraine TOV
 ul. Viskoznaya, 17,
 Building 93-B, Office 12
 02094 Kiev
 Tel./Fax +38 (0) 44 501 22 25
 Tel. +38 (0) 44 499 77 25
 E-Mail: office-ukraine@geze.com

United Arab Emirates/GCC
 GEZE Middle East
 P.O. Box 17903
 Jebel Ali Free Zone
 Dubai
 Tel. +971 (0) 4-88 33 112
 Fax +971 (0) 4-88 33 240
 E-Mail: geze@emirates.net.ae

United Kingdom
 GEZE UK Ltd.
 Blenheim Way
 Fradley Park
 Lichfield
 Staffordshire WS13 8SY
 Tel. +44 (0) 1543 44 30 00
 Fax +44 (0) 1543 44 30 01
 E-Mail: info.uk@geze.com

GEZE REPRÄSENTANT