

Besam Swing Door Operator

- Besam PowerSwing



The Besam PowerSwing is a fire approved electrohydraulic operator designed for a wide variety of applications.



The most versatile and reliable operator

It is suitable for almost all types of external and internal swing doors. The operator can be mounted on either side of the door for pull or push action and is suitable for single or double doors. The Besam PowerSwing is just as suitable for disabled access, nursing homes and hospital corridors – where the requirements are for flexible operation and reliability – as it is for department stores, banks, hotels etc. with high density traffic and difficult operating conditions.

Strong

The Besam PowerSwing has been developed to cope with tough conditions. The motor operates quietly and is completely silent during the hold open time. The door can be held permanently open by using a programme selector. The electronics and the motor are discreetly housed in an attractive cover.

Standard equipment

Cover - Clear anodized aluminium other paint finishes optional

Dimensions: - Length 716 mm
- Height 110 mm
- Depth 110 mm

Control unit CSDB – with possibility to connect manual and automatic activation units, programme selectors and electric striking plates

Accessories and Options

Extension unit EXB – Used if additional functions are required, e.g. presence impulse, presence detection etc

Control unit CSDA-F – Used e.g. when the operator is installed on fire or fume gas protected doors, or for connection of 24 V AC to an electric striking plate

“Push and go” makes the door open automatically from closed position if manually pushed

Coordination unit COOA which ensures that rebated doors close in correct order

Finger trap protection devices

Manual and automatic activation units

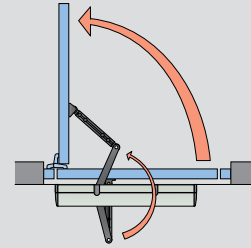
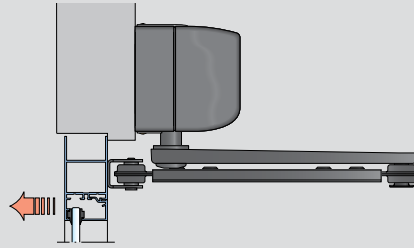
Impulse and presence detection sensors

Programme selectors

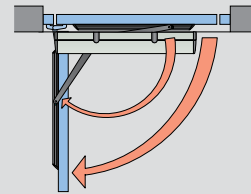
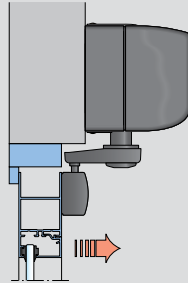
Safety is a trademark

The Besam PowerSwing offers a high degree of safety. The operator can be combined with the full range of Besam safety units. The door is then prevented from opening or closing on somebody or something obstructing the door.

Pushing arm system
PUSH



Pulling arm system
PULL



Design

The operator works electrohydraulically. It opens with motor and closes with spring. The opening and closing speeds can be varied individually. The motor, oil pump and hydraulic unit are combined into a compact unit mounted next to the control unit within the cover. The operator is connected to the door leaf with either a pushing or a pulling arm system.

Fire doors

The Besam PowerSwing offers fire rating and is approved for fire door installations using a concealed coordinator for double door applications.

Arm systems

PUSH – Pushing arm system. The operator is installed on the wall on the opposite side of the door swing. Door opening angle adjustable up to 120°

PULL – Pulling arm system. The operator is installed on the wall on the same side as the door swing. Door opening angle adjustable up to 120°

ST-V/H – Pulling arm system. Used in windy conditions when the operator is installed on the wall on the same side as the door swing. Door opening angle adjustable up to 95°

Shaft extensions – Allow the operator to be fitted higher on the wall or the arm lower on the door leaf

Models

For single doors – one drive unit and one control unit fitted under a standard length cover

Special for single doors – one drive unit and one control unit fitted under a cover with optional length

For double doors – two drive units with control unit and slave control unit fitted under a cover with optional length for parallel operation of two doors

Technical specifications

Power supply:
230 V AC, 50 Hz / 120 V AC, 60 Hz

Power consumption: max. 230 W

Auxiliary voltage: 24 V DC

Ambient temperature: -15° to +30°C

Max recommended Inertia J:
For PUSH = 80 kgm²
For PULL = 28 kgm²
 $J = \text{Door weight} \times (\text{Door width})^2 / 3$

The Besam PowerSwing complies with:

- EN 1154 size 3-6 (controlled door closing)
- EN 1158 (coordination unit for rebated doors)
- EN 16005
- UL 325
- ANSI / BHMA A156.10, A156.19
- DIN 18263-4 AU size 3-6
- SITAC 0710/97, 0166/99 (fire door)

This equipment should be installed, regularly inspected, maintained and serviced by trained and authorized personnel. Preventive maintenance plans are highly recommended for a proper and safe operation. Talk to your ASSA ABLOY Entrance Systems representative to learn more about our service offering!

ASSA ABLOY Entrance Systems

Box 669, SE-261 25 Landskrona
Sweden
export.se.besam@assaabloy.com
Phone: +46 10 47 47 000
Fax: +46 418 212 50
www.besam.com

www.assaabloyentrance.com

ASSA ABLOY

The global leader in
door opening solutions