

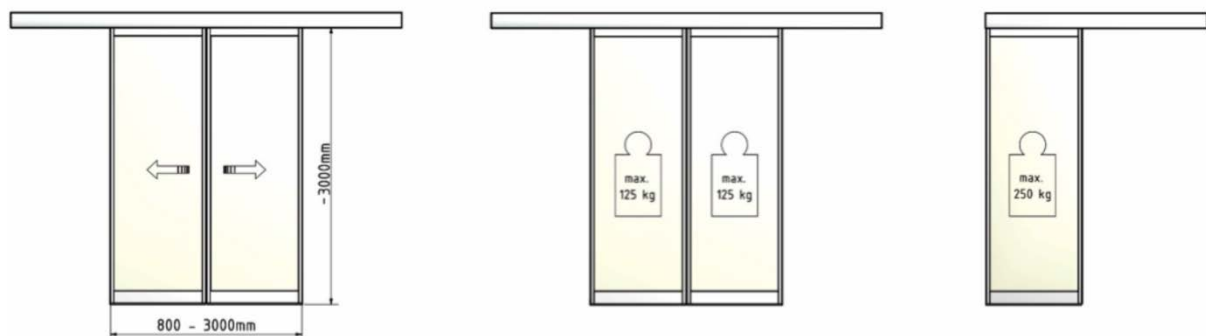
DOORSON Kezelési útmutató / Műszaki jellemzők

Technical data

Rated voltage	230V 50/60Hz
Movement speed of the sliding leaf/leaves	max. 0.7m/s – depends on the weight of the leaves
Rated power	300W
IP protection class	IP54
Power source protection (F1)	6,3A–slow
Normal operating temperature	-20°C do 50°C
Permitted maximum relative humidity	90%
The lifespan of the product	15 years or at least 1,000,000 cycles
In-built glass for profiles PR 4	glued 4+4 or 5+5 ESG 8 or 10mm
In-built glass for profiles PR 5	insulated 3+3-9d-3+3, 6k-9d-6k, 5k-9d-5k or 5k-12d-5k
DOORSON aluminium profiles	PR4 family – for a single safety glazing PR5 family – for an isolation safety glazing










Maximális szélességek – sulyok / automatika/ szárny

Maximum dimensions and weights

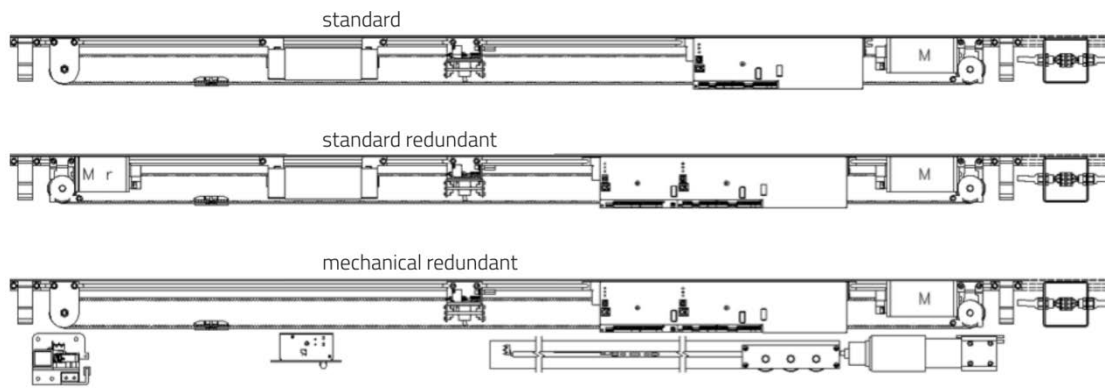


Típusok

Door types

TYPE	DRIVE	DESCRIPTION	
300 THALES	standard	standard door	
300	standard	standard door	
300 r	standard redundant	standard door - redundant	
300 T	standard	telescopic door	
300 T r	standard redundant	telescopic door - redundant	
300 P	standard	prismatic door	
300 P r	standard redundant	prismatic door - redundant	
300 SC	standard	semi curved door	
300 SC r	standard redundant	semi curved door - redundant	
300 C	standard	curved door	
300 C r	standard redundant	curved door - redundant	
300 A	standard	door with break-out system	
300 F	mechanical redundant	fire door without break-out system	
300 EF	mechanical redundant	fire door with break-out system	
DRIVE	CONTENT		
standard	pulley battery unit electric lock door controller main motor 230V box	BU3 slim EL5 EC4 M 230V box	
standard redundant	redundant motor battery unit electric lock door controller main motor 230V box	M r BU3 slim EL5 EC4 r M 230V box	
mechanical redundant	pulley electric lock door controller main motor 230V box actuators mechanical redundant unit	EL5 EC4 f M 230V box	

Door types



Programkapcsoló szimbólumok :

SYMBOL	MODE	OPERATION	REDUNDANCY TESTING
	CLOSED		
	OPEN		X
	AUTOMATIC SUMMER		X
	AUTOMATIC WINTER	Ajtó automatikus mozgatása téli üzemmód	X
	EXIT SUMMER		X
	EXIT WINTER		X
	STOP		

Advanced mode selector COM20



Basic mode selector COM21



Program bekapcsoló gomb

8 ERROR – WARNING INDICATOR **Figyelmeztető jelzés**

